

Information on Hikari Denwa



1	Hikari Denwa Service Overview	2
	■ What Is Hikari Denwa?	2
	■ Characteristics of Hikari Denwa	2
	■ How to Use Hikari Denwa	3
	How to make calls	3
	How to make international calls	3
	How to display or block your caller number	3
	Numbers that cannot be connected	3
	What is Smartphone de Hikari Denwa?	4
2	Information on Charges	5
	■ Hikari Denwa Plan Monthly Usage Charges	5
	■ Hikari Denwa Compatible Equipment Usage Charges	5
	[Reference] Hikari Denwa plans	5
	■ Additional Service Usage Charges	6
	[Reference] Additional service set discount	7
	■ Call Charges and Communications Charges	8
	■ Installation Fees	8
	■ Payment of Charges	10
	■ How to Pay Charges	10
	Payment by bank transfer	10
	Payment by credit card	10
	Payment by invoice	10
3	Notes on Using Hikari Denwa	12
	■ Notes on Using Hikari Denwa	12
	Emergency calls	12
	If you are unable to use Hikari Denwa	12
	Some numbers cannot be called	12
	Some services cannot be used	12
	Some phones and other equipment cannot be used	12
	Terminals used	12
	About the beeping sound made when the receiver is picked up	12
	About automatic disconnection when called party does not answer	12
	When using an incoming call billing service	13
	When using the designated number alert function	13
	When using a notification and meter reading service such as a gas meter reading service	13
	When using a security service	13
	When continue using the telephone number that is currently being used	13
	Payment of charges	13

* The amounts of monthly usage charges and installation fees, etc. shown in this guide are all inclusive of tax with the exception of cases denoted otherwise.

* Company names, product names and service names in this document are either trademarks or registered trademarks of their respective holders.

* The information included in this guide is current as of March 2024. Please note that the information is subject to change without notice.

* The "Corporate Hikari Denwa" mentioned in this guide is a collective term for "HIKARI DENWA OFFICE Type," "HIKARI DENWA OFFICE A (ACE)" and "HIKARI DENWA Number Gate."

	Listings in phone directories	13
	Installation	13
	Maintenance	13
	About continuing use of a telephone number when service is canceled	13
	Work for access services such as FLET'S HIKARI or Hikari Denwa not requiring a visit by a service technician	13
	Usage conditions for Fixed-price Group Call	13
4	About "Hikari Denwa Compatible Equipment"	14
	■ Terminals that Can Be Connected to Hikari Denwa Compatible Equipment	14
	Number of terminals that can be connected to Hikari Denwa compatible equipment	14
	■ Updating Hikari Denwa Compatible Equipment	14
	■ Restarting Hikari Denwa Compatible Equipment	15
	■ Telephone Functions Settings of Hikari Denwa Compatible Equipment	15
	Settings configured by dialing a telephone	16
	■ Using the "UPSmini500SW" Uninterruptible Power Supply	17
	■ Hikari Denwa Compatible "Welfare Telephones"	17
5	Using IP Phone Compatible Equipment	18
	■ Using 050 IP Phone Compatible Equipment	18
	■ Using Hikari Denwa Compatible Equipment not from NTT EAST	18
6	Information on Moving	19
	■ When Moving	19
	■ When Changing the Subscriber Name for Hikari Denwa	19
	[Appendix] List of Countries and Regions That Can Be Called Using Hikari Denwa	20

Hikari Denwa Service Overview

<Conditions for "FLET'S HIKARI CROSS," "FLET'S HIKARI NEXT" and "FLET'S HIKARI LIGHT/FLET'S HIKARI LIGHT Plus" in This Guide>
Check as "FLET'S HIKARI NEXT" if you are using an optical access service provided by a HIKARI collaboration service provider. However, if you are using a transferred optical access service provided by a HIKARI collaboration service provider, the conditions based on usage conditions prior to transferring may apply.
"FLET'S HIKARI" is a collective term for "FLET'S HIKARI CROSS," "FLET'S HIKARI NEXT," "FLET'S HIKARI LIGHT" and "FLET'S HIKARI LIGHT Plus" (all of which are services to connect to the Internet).

What Is Hikari Denwa?

"Hikari Denwa" is an optical IP phone service that can be used by customers using NTT EAST's optical broadband "FLET'S HIKARI" services in addition to optical access services provided by service providers (HIKARI collaboration service providers) provided with FLET'S HIKARI by NTT EAST. Calls to subscriber telephones, INS Net and Hikari Denwa can be used nationwide with your current telephone number and telephone with call charges of ¥8.8 per three minutes. Furthermore, we also offer the "Hikari Denwa A (ACE)" pricing plan combining additional services with call charges that can be carried over. This provides greater convenience and value.

Conditions of Provision of Hikari Denwa

- A subscription to an access service such as FLET'S HIKARI is required to use Hikari Denwa. (A separate sign-up fee, installation fee and monthly charges are required.)
- "Hikari Denwa compatible equipment," etc. provided by NTT EAST for rental use is required to use Hikari Denwa.
* Customers using Mansion Type who are using Hikari Denwa compatible equipment provided by NTT EAST for rental use are charged a separate Hikari Denwa compatible equipment usage fee of ¥495 per month.
- Some numbers cannot be called.
- The services of KDDI CORPORATION may be used for international calls.
* You may have to wait to use the service or the service may not be available depending on factors such as of NTT EAST's equipment.

Characteristics of Hikari Denwa



You can continue using the same telephone number and telephone!

You can continue using the same telephone number ^{★1} and telephone ^{★2}.

- ★1 Some telephone numbers cannot continue to be used. Furthermore, a separate installation fee is required to continue using the same telephone number.
- ★2 Some telephones such as "ISDN compatible telephones" and "G4FAX" cannot be used (There are some ISDN compatible telephones that can be used by adding an adapter, etc.)



Can be used with a smartphone!

Your smartphone can be used as a Hikari Denwa telephone by installing an application compatible with "Smartphone de Hikari Denwa" on your smartphone and configuring the wireless LAN and Wi-Fi in your home.



Hikari Denwa offers value by letting you choose a pricing plan to suit your needs!

"Hikari Denwa" pricing plans can be chosen according to usage by customers. You can use the telephone for the basic charge of ¥550 per month ^{★4} on the "Hikari Denwa Basic Plan" ^{★5}.

[Hikari Denwa plans to choose from]
Monthly usage charges offer great value!


- Hikari Denwa Basic Plan
Recommended for people using additional services!
- Hikari Denwa A (ACE)
Recommended for people who make many calls!
- Anshin plan
- Motto Anshin plan

★4 Customers using Mansion Type other than FLET'S HIKARI NEXT Giga Mansion Smart Type who are using Hikari Denwa compatible equipment provided by NTT EAST for rental use are separately charged ¥495 per month.

★5 This does not include call charges.

* A subscription to an access service such as FLET'S HIKARI is required to use Hikari Denwa.


* See page 5 for details on the monthly usage charges of each pricing plan.



Call charges to subscriber telephones anywhere in Japan are ¥8.8 per three minutes

Calls to subscriber telephones, INS Net and Hikari Denwa can be used everywhere nationwide at a flat rate of ¥8.8 per three minutes.

- * Call charges vary for calls to mobile phones, etc.
- * Call charges for "Video Phone" and call charges for "DATACONNECT" are different.



Calls to emergency numbers can also be made!

Calls to emergency numbers such as 110 and 119 can be used ^{★3}.

- ★3 Calls including emergency calls cannot be made during power outages (Calls may be possible for a certain amount of time if you use Hikari Denwa equipment for addressing power outages, etc.).



Audio quality is equivalent to subscriber telephone service!

Audio quality equivalent to subscriber telephones is provided by giving priority to voice packets.



Up to five telephone numbers can be used with simultaneous calls on two lines!

Up to five telephone numbers can be used with simultaneous calls on two lines on a subscription for a single Hikari Denwa line. It is possible for each person in the family to have their own number or to separate telephone and FAX ^{★6}.

- ★6 Separate applications and monthly usage charges are required for the "My Number" and "Double Channel" services.



Video Phone, high audio quality telephone and DATACONNECT can be used as basic services!

With Hikari Denwa, you can use "video phone calls with smooth high-quality video," "telephone calls with clear audio quality" and "inexpensive high-quality FAX communication and highly secure file sharing."

* Separate compatible equipment is required.

* Depending on your facilities, "Video Phone," "high audio quality telephone," or "DATACONNECT" might not be available as basic functions. In such a case, a separate application must be submitted. The initial set-up fee for such an instance is free.

How to Use Hikari Denwa

How to make calls

Calls are made in the same way as conventional subscriber telephones.

- * The call will be placed several seconds after the last digit is dialed. If you wish to call immediately, press # (pound number) after the number. [The dial type of the telephone must be push button (PB) signal.]
- * If you are using an interactive voice response (IVR) system, etc., use push button (PB) signal telephones.

How to make international calls

When using the HIKARI DENWA OFFICE Type service, the services of KDDI CORPORATION may be used for international calls.

- * You can apply a "restriction on outgoing international calls" if you do not use international calls. Contact 0120-116116 for details.

Number indicating an international call Country code Area code within the call recipient's country

010 + Country code + Area code + Phone number

(or **010 + Country code + Mobile phone number**)

e.g.) When calling New York (0212) 123-4567

0 10 + 1 + 212 + 123 - 4567

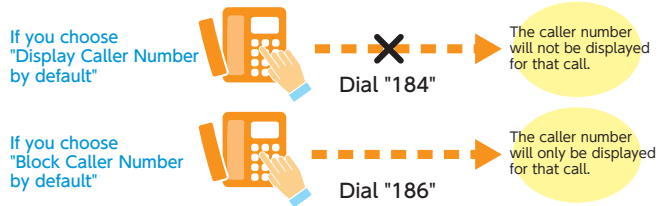
Number indicating an international call Country code New York area code

If the recipient's area code or mobile phone number begins with 0, remove the first zero when dialing.
* Some regions are excluded.

How to display or block your caller number

- If you choose "Display Caller Number by default" Notification of your phone number will be displayed in the same way as calls made in the past. However, the caller number will not be displayed for that call if you dial "184" before the recipient's phone number.
- If you choose "Block Caller Number by default" Notification of your phone number will be blocked in the same way as calls made in the past. However, the caller number can be notified for that call if you dial "186" before the recipient's phone number.

- * Please apply to NTT EAST to change the chosen method of caller number notification.
- * If a call is made with caller number notification from a port configured with the designated incoming call function, only the phone number is notified and the designated incoming number is not notified.
- * Notification of caller number on international calls, etc. Notification of caller number may not be possible on international calls, etc. depending on the condition of the equipment of the relay network on the other country's side. Please understand that display on the recipient's device is not guaranteed for this reason.



Numbers that cannot be connected

Hikari Denwa differs from subscriber telephones because the following numbers cannot be connected.

[1XY] Numbers	Phone number	Service name, etc.	Ability to connect
	104	Number Guidance	○
	110	Police (Emergency Alert)	○
	113	Malfunction Application	○
	115	Telegraph Application	○
	116	Sales Application	○
	117	Time Signal	○
	118	Maritime Security (Emergency Alert)	○
	119	Fire Department (Emergency Alert)	○
	135	Designated Number Alert Function	○
	141	DENWABAN/Dual Number Service	×
	142	Call Forwarding (Voice Warp)	○
	144	Nuisance Call Blocking (Meiwaku Denwa Okotowari)	○
	147	Voice Warp (Voice Warp Selection function)	○
	148	Anonymous Call Rejection (Number Request)	○
	161	Facsimile Communication Network	×
	162	Facsimile Communication Network	×
	165	Send/Receive Mail	×
	171	Disaster Emergency Message Dial (Saigaiji Dengon Dial)	○
	177	Weather Forecast	○
	184	Caller Number Anonymous	○
	186	Caller Number Notified	○
	188	Consumer Hotline	○
	189	Child Abuse Hotline	○

[0AB0] Numbers	Phone number	Service name, etc.	Ability to connect
	0120	Free Access/Toll-free number etc.	○★1★2
	0180	TELEGONG/DATADOME	×
	0570	NAVI Dial	○★3
	0800	Free Access, etc.	○★1★2
	0910	Connection of public telephone networks with internal private circuit	×
	0990	Fund-raising Programs ★4	○

- ★1 Depending on the subscription details of subscribers to free access, toll-free number, etc., it may not be possible to connect.
- ★2 The service provision format will change to using the facilities of NTT Communications Corporation from February 1, 2022. This will be accompanied by a change in some specifications. Please see the press release materials on the NTT East for information on the overview of the transfer, the timing of implementation and changes in service.
 - Notification of change in format of provision of "Free Access" and "Free Access HIKARI WIDE" incoming call billing service, and automatic transition https://www.ntt-east.co.jp/info/detail/210929_01.html
- ★3 Connections can only be made using NAVI Dial provided by NTT Communications Corporation. However, if the subscription details of the NAVI Dial subscriber do not allow calls to be received from Hikari Denwa, a connection will not be possible.
- ★4 This may be used when a disaster fund-raising program is provided in the event of a severe disaster.

[0A0] Numbers	Phone number	Service name, etc.	Ability to connect
	010★5	International Calls	○
	050	IP phone	○
	070/080/090	Cell phone	○

- ★5 Calls to international toll-free numbers, etc. (numbers starting with 010-800) cannot be connected.

[00XY] Numbers, etc. Business Operator Identification Numbers

Calls designating telecommunications companies (numbers beginning with "00XY" such as 0036 and 0033 numbers) cannot be made from Hikari Denwa.

[#+ABCD] Number	Phone number	Service name, etc.	Ability to connect
	#7000 to #9999	HIKARI DENWA Sharp Dial	○★6

- ★6 HIKARI DENWA Sharp Dial is a service enabling connections only from "Hikari Denwa," "HIKARI DENWA OFFICE Type," "HIKARI DENWA OFFICE A (ACE)" and "HIKARI DENWA Number Gate." Depending on the subscription details (such as cases where the subscription details only allow calls to be received from certain regions) of HIKARI DENWA Sharp Dial subscribers (receiving side), it may not be possible to connect even from "Hikari Denwa," "HIKARI DENWA OFFICE Type," "HIKARI DENWA OFFICE A (ACE)" or "HIKARI DENWA Number Gate."

Hikari Denwa Service Overview

What is Smartphone de Hikari Denwa?

Your smartphone can be used as a Hikari Denwa telephone by installing an application compatible with "Smartphone de Hikari Denwa" on your smartphone and configuring the wireless LAN and Wi-Fi in your home.

In addition to being able to make calls at home with Hikari Denwa call charges, being able to make calls from your smartphone contacts list is also very convenient.

Conditions of Use

Both a "FLET'S HIKARI" and Hikari Denwa subscription, a wireless LAN environment, and an application compatible with Smartphone de Hikari Denwa are required to use "Smartphone de Hikari Denwa." Operation of the wireless LAN environment is not guaranteed when using a wireless LAN environment other than Hikari Denwa compatible equipment supporting wireless LAN provided by NTT EAST. If subscribed to FLET'S HIKARI NEXT Giga Family/Giga Mansion Smart Type, rental Hikari Denwa compatible equipment supporting wireless LAN will be provided (A separate monthly charge applies if using wireless LAN functions other than FLET'S HIKARI NEXT Giga Family/Giga Mansion Smart Type).



★ Call charges may not provide better value in some cases such as when making short calls or depending on your pricing plan or discount services.

Application Software Compatible with "Smartphone de Hikari Denwa"

Applications supporting "Smartphone de Hikari Denwa" are "AGEphone" provided by ageet Corporation and "LivyTalk" provided by Softfront Japan Co., Inc.

* The information here is current as of March 2024, and may be changed by the companies providing the applications.

[AGEphone]

AGEphone is application software that can be installed for free. It is recommended if you only wish to use telephone functions.

* Some charges apply for using additional functions (separate configuration is required).

* An iOS or Android device is required to use the application (See the application download page (App Store/Google Play) for details on supported operating systems, etc.) (Current as of March 2024)

[LivyTalk]

LivyTalk is a application software that can be used for both voice calls and video calls. In addition to smartphones, it can also be installed on tablets.




* An iOS or Android device is required to use the application (See the application download page (App Store/Google Play) for details on supported operating systems, etc.) (Current as of March 2024)

* Video Phone communication charges apply when using Video Phone.

* It can be used for free during a 30-day trial period from the time when it is first started. Voice calling functions with normal quality can continue to be used for free after the trial period ends. Separate call charges and communications charges from Hikari Denwa apply.

* If the recipient supports high quality telephone calls, the call is made with high quality.

* Recordings made using the answering machine only contain audio even when a Video Phone call is received. (Video is not recorded.)

Application	Service provider	Price	Voice calling functions	Video Phone function	Answering machine function	Application software details and download here
AGEphone 	ageet Corporation	¥0	○	×	×	 https://flets.com/hikaridenwa/smartphone/
LivyTalk 	Softfront Japan Co., Inc.	Android version: ¥500 iOS version: ¥800 (As of March 2024)	○	○	○	

Notes on Using "Smartphone de Hikari Denwa"

- Both a "FLET'S HIKARI" and Hikari Denwa subscription, a wireless LAN environment, and an application compatible with Smartphone de Hikari Denwa are required to use "Smartphone de Hikari Denwa."
- Operation is not guaranteed when using a wireless LAN environment other than Hikari Denwa compatible equipment supporting wireless LAN provided by NTT EAST.
- If subscribed to FLET'S HIKARI NEXT Giga Family/Giga Mansion Smart Type, rental Hikari Denwa compatible equipment supporting wireless LAN will be provided (A separate monthly charge applies if using wireless LAN functions other than FLET'S HIKARI NEXT Giga Family/Giga Mansion Smart Type).
- The wireless LAN transmission range varies depending on factors such as the usage environment and signal strength.
- There may be restrictions on some functions (Call Waiting, etc.) provided by Hikari Denwa when making or receiving calls on "Smartphone de Hikari Denwa" depending on the application specifications.
- Up to five smartphones can be configured to be used as Hikari Denwa telephones.
- Please subscribe to "double channel" if you wish to simultaneously make two calls from two smartphones using "Smartphone de Hikari Denwa" on a single Hikari Denwa subscription.
- You must start the application to receive calls on "Smartphone de Hikari Denwa."

* "iPhone" and "App Store" are trademarks of Apple Inc. registered in the United States and other countries. The iPhone trademark is used based on a license from AIPHONE CO., LTD.

* "iOS" is the name of the operating system of Apple Inc. iOS is a registered trademark or trademark of Cisco Systems Inc. or its affiliates in United States and other countries, and is used based on a license.

* "Android" and "Google Play" are trademarks or registered trademarks of Google LLC

2 Information on Charges

Hikari Denwa Plan Monthly Usage Charges

Hikari Denwa plans	Monthly usage charge	Additional services included in monthly usage charges	Call charges included in monthly usage charges ^{★1}
Basic plan	¥550	—	—
Hikari Denwa pricing plan	Hikari Denwa A (ACE)	<ul style="list-style-type: none"> • Number Display • Number Request • Call Waiting • Voice Warp • Nuisance Call Blocking • Incoming Call Notification Mail Per subscription	¥528 in call charges <equivalent to up to 3 hours> The remainder of calls can be carried over to the following month ^{★2}
	Motto Anshin plan	—	¥5,280 in call charges <equivalent to up to 30 hours>
	Anshin plan	—	¥1,408 in call charges <equivalent to up to 8 hours>

★1 Applies to calls to subscriber telephones, INS Net, Hikari Denwa/Hikari Denwa NEXT and Hikari Denwa for corporate use (excluding calls to disaster fund-raising programs and communication using DATACONNECT). Call charges included in monthly usage charges are calculated at ¥8.8 per three minutes for voice calls, ¥16.5 per three minutes on Video Phone at bandwidth used up to 2.6 Mbps and ¥110 per three minutes on Video Phone at bandwidth used exceeding 2.6 Mbps, and applies from the month following the month of commencement of use. Call charges exceeding the portion of call charges included in Motto Anshin plan and Anshin plan are calculated at ¥7.92 per three minutes for voice calls, ¥14.85 per three minutes on Video Phone at bandwidth used up to 2.6 Mbps and ¥99 per three minutes on Video Phone at bandwidth used exceeding 2.6 Mbps. The pricing plan will apply from the month following the month containing the date of commencement of use when you select a pricing plan when newly signing up for Hikari Denwa, and from the month following the month containing the application date when you change your Hikari Denwa plan after commencing use of Hikari Denwa.

★2 Invalid if not fully used in the following month. "Motto Anshin plan" and "Anshin plan" are not carried over to the following month.

- When starting or ending use of Hikari Denwa, or changing a Hikari Denwa plan during a month, the basic charges for Hikari Denwa (¥550 for basic plan, Anshin plan and Motto Anshin plan; ¥1,122 for Hikari Denwa A (ACE)) are calculated on a pro rated basis, but the amount obtained by deducting basic charges from the monthly usage charge is not calculated on a pro rated basis.
- Separate usage charges are required to use additional services.
- In addition to the charges in the above pricing table, a universal service charge and telephone relay service charge are required for each phone number. The charges are the same as the cost per telephone number (number unit price) specified by the universal service and telephone relay service support organizations, and will be revised in accordance with changes to number unit prices. For details, please check our webpages (<https://www.ntt-east.co.jp/univs/> & <https://www.ntt-east.co.jp/aboutus/telephonerelay/>).
- Depending on your facilities, "Video Phone," "high audio quality telephone," or "DATACONNECT" might not be available as basic functions. In such a case, a separate application must be submitted. The initial set-up fee for such an instance is free.

[About the universal service charge and telephone relay service charge]

The universal service charge is a charge paid to ensure the universal provision of universal service (subscriber telephones, public telephones, and emergency calls) throughout all of Japan. The telephone relay service charge is a charge paid to ensure the provision of a telephone relay service (a service to mediate telephone communication for people with hearing impairment by sign language, etc.).

[Free use of the "Number Display" and "Number Request" services for the elderly] When making a new application for the "Number Display" or "Number Request" services, if you inform us that you are 70 years or older or are living with a person who is 70 years or older, the monthly usage charge and installation fee for the "Number Display" and "Number Request" services will be free. If a customer who is currently subscribed to the "Number Display" or "Number Request" services informs us that they are 70 years or older or are living with a person who is 70 years or older, the monthly usage charge will be free.

- Business use or use by a corporate name are not eligible. "Hikari Denwa A (ACE)," "Hikari Denwa NEXT A (ACE)," "HIKARI DENWA OFFICE Type" and "HIKARI DENWA OFFICE A (ACE)" are also not eligible.
- We may ask you (the subscriber) to submit documents to confirm your age or the age of the person you are living with, and documents to confirm that you are living with this person. Also, please inform us if you no longer meet the eligibility requirements.
- Discounts for basic installation fees and switch, etc. installation fees are only available for "Number Display" and "Number Request" services installation (this includes when both "Number Display" and "Number Request" are installed at the same time).
- Please note that "Number Display" and "Number Request" will not be listed under the "usage charges name" in the "statement of usage charges" because you will not be billed for these services if you have informed us that you are 70 years or older or are living with a person who is 70 years or older and the monthly usage charge is free as part of the measure to provide the elderly with free "Number Display" and "Number Request" services. Please read the press release for more information about this measure.

[Customers who are already using an applicable service]

If you applied for this measure on or after May 1, 2023, the monthly usage charge is calculated on a daily prorated basis up to the day before the date that you applied for this measure.

[When using "Anshin plan," "Motto Anshin plan," "Video Phone Choice Fixed Price" or "Itemized Report Opt-out"]

If you are making a new application for an applicable service, the service will be free from one month after the service start date (calculated on a daily prorated basis from the service start date until the end of that month).

If you are already using an applicable service, the service will be free from one month after the date you applied for the free service (you will be billed for the month in which you applied for the service). Furthermore, if you decide to cancel the applicable service or are no longer eligible for the free service, it will be free until the month before the date of cancellation or date that you are no longer eligible for the free service.

Hikari Denwa Compatible Equipment Usage Charges


Line type	When using a model starting with "PR"/"RT"/"RV" * Excluding PR-A300, RT-A300 and RV-A340 series		When using a model starting with "RS" * Including PR-A300, RT-A300 and RV-A340 series	
	Form of use	Monthly usage charge	Form of use	Monthly usage charge
FLET'S HIKARI NEXT Giga Family/ Giga Mansion Smart Type	When adding wireless LAN cards (per card from second card)	¥330	When adding wireless LAN cards (per card)	¥330
FLET'S HIKARI CROSS • Family Type	When not using a wireless LAN card	Free	When not using built-in wireless LAN functions	Free
FLET'S HIKARI NEXT • Family Giga Line Type • Family High Speed Type • Family Type • Business Type • Prio 10 • Prio 1 • Office Type Family/Office Type Mansion	When using a wireless LAN card	¥330	When using built-in wireless LAN functions	¥330
FLET'S HIKARI LIGHT/FLET'S HIKARI LIGHT Plus • Family Type	When adding wireless LAN cards (per card from second card)	¥330	When adding wireless LAN cards (per card)	¥330
FLET'S HIKARI CROSS • Mansion Type	When not using a wireless LAN card	¥495	When not using built-in wireless LAN functions	¥495
FLET'S HIKARI NEXT • Mansion Giga Line Type • Mansion High Speed Type • Mansion Type	When using a wireless LAN card	¥825	When using built-in wireless LAN functions	¥825
FLET'S HIKARI LIGHT • Mansion Type	When adding wireless LAN cards (per card from second card)	¥330	When adding wireless LAN cards (per card)	¥330

Image of Wireless LAN Use <When Using Hikari Denwa Compatible Equipment and a Wireless LAN Card>

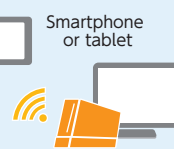
Hikari Denwa Compatible Equipment
+
Wireless LAN Card



* With built-in optical network unit or built-in VDSL modem (not built-in in some cases).



Notebook PC
(supporting Wi-Fi)



Smartphone
or tablet
Gaming consoles, etc.
(supporting Wi-Fi)

Options
(provided as rental)



Additional wireless LAN cards
(up to four)

[Reference] Hikari Denwa plans

- We will find the "optimal Hikari Denwa plan" and "best value" for you on the Hikari Denwa website. Please select the optimal Hikari Denwa plan by referring to the results.

"Hikari Denwa" Pricing Simulation <https://flets.com/hikaridenwa/sim/>

Additional Service Usage Charges

Service name		Monthly usage charge	Unit	Additional services that can be used with the monthly usage charges of Hikari Denwa A (ACE)
Number Display ^{*1}		¥440	Per line used	○
Number Request ^{*2}		¥220	Per line used	○
Call Waiting		¥330	Per line used	○
Voice Warp ^{*3}		¥550	Per number	○
Nuisance Call Blocking ^{*4}		¥220	Per line used or per number	○
Special Fraud Countermeasures Service		¥400 ^{*5 *6 *7 *8 *9} (When using the welfare discount)	Per line used	—
Incoming Call Notification Mail		¥110	Per number	○
FAX Notification Mail ^{*3}		¥110	Per number	—
"Double Channel" multiple channel service		¥220	Per additional channel	—
"My Number" additional number service ^{*10}		¥110	Per additional number	—
Video Phone		— ^{*11}	Per line used	—
Video Phone Choice Fixed Price ^{*12}		¥550	Per line used	—
Free Access HIKARI WIDE (Basic functions) ^{*10}		¥1,100	Per Free Access HIKARI WIDE number	—
Optional functions	Multiple line management function	¥1,100	Per Free Access HIKARI WIDE number	—
	Call origination assignment function	¥385	Per line subscription	—
	Reroute when busy function	¥880	Per reroute group	—
	Incoming call assignment connection function	¥770	Per assignment group	—
	After-hours information function/ Change reception destination function	¥715	Per phone number (per source number for each reception destination change)	—
Customer control function		Free	Per Free Access HIKARI WIDE number	—
Designated number alert function		¥110	Per number	—
HIKARI DENWA	Nationwide usage type ^{*13}	¥16,500	Per # Dial number	—
Sharp Dial	Usage within block type ^{*14}	¥11,000	Per # Dial number	—

- ★1 A telephone supporting Number Display is required to use "Number Display."
- ★2 A "Number Display" subscription is required to use "Number Request."
- ★3 You cannot subscribe to "FAX Notification Mail" and "Voice Warp" at the same on the same telephone number.
- ★4 When using the "My Number" additional number service, you can select whether to use a "Nuisance Call List" for each desired number (individual subscription) or a common a "Nuisance Call List" for all numbers (common subscription).
 <Reference> Usage patterns that can be selected when using two numbers
 WWhen using "Nuisance Call List" for only one number: ¥220 x 1 list on an individual subscription = ¥220 per month
 When using "Nuisance Call List" for each of the two numbers: ¥220 x 2 lists on individual subscriptions = ¥440 per month
 When using a common "Nuisance Call List" for two numbers: ¥220 x 1 list on a common subscription = ¥220 per month
- ★5 In order to use this service, the Number Display function is required.
- ★6 The price without the welfare discount is ¥880. The welfare discount can only be used when the customer has applied to use this service for the prevention of special fraud. Upon application, NTT East may check your purpose of use for this service.
- ★7 Includes the basic charge for Number Display.
- ★8 A discount of ¥440 applies when using the Hikari Denwa A (ACE) service or Hikari Denwa Additional Service Set Discount (with the Number Display function selected).
- ★9 The monthly usage charges apply even during the first month of usage and the month of cancellation. However, in the case of starting or canceling the service in the middle of the month, the usage charges will be calculated on a daily basis.
- ★10 In addition to the charges in the above pricing table, a universal service charge and telephone relay service charge are required for each phone number (Free Access). The charges are the same as the cost per phone number (number unit price) specified by the universal service and telephone relay service support organizations, and will be revised in accordance with changes to number unit prices. For details, please check our webpages (<https://www.ntt-east.co.jp/univs/>&<https://www.ntt-east.co.jp/aboutus/telephonerelay/>).
- ★11 Depending on your facilities, "Video Phone," "high audio quality telephone," or "DATACONNECT" might not be available as basic functions. In such a case, a separate application must be submitted. The initial set-up fee for such an instance is free.
- ★12 The date of commencement of "Video Phone Choice Fixed Price" is the first day of the month following the date of application (the date a customer newly using Hikari Denwa begins using Hikari Denwa) (It may be the first day of the second month after the application date in order to confirm the details of the application). NTT EAT is unable to check whether the recipient's phone number is subject to the fixed price. Please check yourself. Communication subject to the fixed price extends to Video Phone with bandwidth used up to 2.6 Mbps. Including cases simultaneously using multiple instances of Video Phone, voice, DATACONNECT (with combined bandwidth used up to 2.6 Mbps). Communication only made up of voice and communication only made up of DATACONNECT are excluded from the fixed price. If a single communication exceeds 30 minutes, normal communication charges apply to the excess portion.
- ★13 Calls can be received from within the entire Eastern Japan area*. When receiving calls from the Western Japan area, it is necessary to have separate subscriptions to FLET'S HIKARI, Hikari Denwa and HIKARI DENWA Sharp Dial in the NTT WEST area (sign-up fees, installation fees and monthly usage charges apply).
- ★14 Calls can be received from within one of the four blocks (Hokkaido, Tohoku, Shinetsu, Kanto) in the Eastern Japan area*.

* East Japan area: The area extending to the 17 prefectures of Hokkaido, Aomori, Iwate, Miyagi, Akita, Yamagata, Fukushima, Ibaraki, Tochigi, Gunma, Saitama, Chiba, Tokyo, Kanagawa, Niigata, Yamanashi, and Nagano

* Please see the "Additional Service Overview and Operation Guide page" for each additional service for operating procedures and settings of each of the additional services.
 * Additional services may not be able to be used with Hikari Denwa compatible equipment provided by other companies. For details, please check the manual of the relevant equipment.

[About the universal service charge and telephone relay service charge]

The universal service charge is a charge paid to ensure the universal provision of universal service (subscriber telephones, public telephones, and emergency calls) throughout all of Japan. The telephone relay service charge is a charge paid to ensure the provision of a telephone relay service (a service to mediate telephone communication for people with hearing impairment by sign language, etc.).

[Free use of the "Number Display" and "Number Request" services for the elderly]

When making a new application for the "Number Display" or "Number Request" services, if you inform us that you are 70 years or older or are living with a person who is 70 years or older, the monthly usage charge and installation fee for the "Number Display" and "Number Request" services will be free. If a customer who is currently subscribed to the "Number Display" or "Number Request" services informs us that they are 70 years or older or are living with a person who is 70 years or older, the monthly usage charge will be free.

- Business use or use by a corporate name are not eligible. "Hikari Denwa A (ACE)," "Hikari Denwa NEXT A (ACE)," "HIKARI DENWA OFFICE Type" and "HIKARI DENWA OFFICE A (ACE)" are also not eligible.
- We may ask you (the subscriber) to submit documents to confirm your age or the age of the person you are living with, and documents to confirm that you are living with this person. Also, please inform us if you no longer meet the eligibility requirements.
- Discounts for basic installation fees and switch, etc. installation fees are only available for "Number Display" and "Number Request" services installation (this includes when both "Number Display" and "Number Request" are installed at the same time).
- Please note that "Number Display" and "Number Request" will not be listed under the "usage charges name" in the "statement of usage charges" because you will not be billed for these services if you have informed us that you are 70 years or older or are living with a person who is 70 years or older and the monthly usage charge is free as part of the measure to provide the elderly with free "Number Display" and "Number Request" services. Please read the press release for more information about this measure.

[Customers who are already using an applicable service]

If you applied for this measure on or after May 1, 2023, the monthly usage charge is calculated on a daily prorated basis up to the day before the date that you applied for this measure.

[When using "Anshin plan," "Motto Anshin plan," "Video Phone Choice Fixed Price" or "Itemized Report Opt-out"]

If you are making a new application for an applicable service, the service will be free from one month after the service start date (calculated on a daily prorated basis from the service start date until the end of that month).

If you are already using an applicable service, the service will be free from one month after the date you applied for the free service (you will be billed for the month in which you applied for the service).

Furthermore, if you decide to cancel the applicable service or are no longer eligible for the free service, it will be free until the month before the date of cancellation or date that you are no longer eligible for the free service.

[Reference] Additional service set discount

● What is the Additional Service Set Discount?

When you sign up for three services among "Number Display," "Number Request," "Call Waiting," "Voice Warp" and "Double Channel," an additional service set discount is automatically applied, and the three subscriptions can be used for a monthly fee of ¥880.

e.g.: Customers subscribed to Number Display, Call Waiting or Voice Warp.

Number Display	¥440 per month	Total of ¥1,320	With application of Additional Service Set Discount! ¥880 per month
Call Waiting	¥330 per month		
Voice Warp	¥550 per month		

**A discount of
¥440!***
Equivalent to
the Number Display
monthly usage charge

* No special application is required because the additional service set discount is automatically applied to all relevant customers.

* If you are subscribed to four or more additional services, the three with the highest monthly usage charges will be automatically selected to apply the "additional service set discount."

* If you are subscribed to "Hikari Denwa A (ACE)," the "additional service set discount" does not apply.

*1 Customers who are eligible for the measure to provide the elderly with free "Number Display" and "Number Request" services may not always save money with this plan.

Call Charges and Communications Charges

(As of March 2024)

Domestic Calls	Audio	Calls to "Hikari Denwa," "Hikari Denwa NEXT," "Hikari Kaisen Denwa," "Wireless Koteidenwa" and "Corporate Hikari Denwa" ★ ¹		¥8.8/3 minutes	Calls exceeding the call charges included in "Anshin plan" or "Motto Anshin plan" are charged at ¥7.92 per three minutes.
		Calls to NTT EAST/WEST subscriber telephones and INS Net ★ ¹			
		Calls to other companies' subscriber telephones ★ ¹			
		Calls to 117 (time signal) ★ ¹ and 177 (weather forecast) ★ ¹			
		Calls to mobile phones ★ ² ★ ³		¥17.6/60 seconds	
		Calls to other companies' IP phones ★ ⁴ (050 numbers)		¥11.55/3 minutes	
	DATA CONNECT ★ ⁵ ★ ⁶ ★ ⁷	Data communication from a DATACONNECT compatible device to a DATACONNECT compatible device (including cases where using multiple instances of DATACONNECT)	Bandwidth used up to 64 kbps	¥1.1/30 seconds	
			Bandwidth used 64 kbps to 512 kbps	¥1.65/30 seconds	
			Bandwidth used 512 kbps to 1 Mbps	¥2.2/30 seconds	
	Video Phone ★ ⁵	Video Phone calls from a device supporting Video Phone to a device supporting Video Phone ★ ¹	Bandwidth used up to 2.6 Mbps ¥16.5/3 minutes		Video calls exceeding the call charges included in "Anshin plan" and "Motto Anshin plan" is charged at ¥14.85 per three minutes at bandwidth used up to 2.6 Mbps or ¥99 per three minutes at bandwidth used of more than 2.6 Mbps.
Other	Other communication ★ ¹ (such as when simultaneously using multiple instances of voice, DATACONNECT and Video Phone etc. ★ ⁷)	Bandwidth used over 2.6 Mbps ¥110/3 minutes			
International Calls (examples)	Call to the United States of America (mainland)	¥9/60 seconds			
	Call to the People's Republic of China	¥30/60 seconds			
	Calls to the Republic of Korea	¥30/60 seconds			

★¹ Recipients of calls included in the monthly usage charges of Hikari Denwa A (ACE), Anshin plan and Motto Anshin plan. However, calls to "disaster fund-raising programs" are excluded.

★² Call charges to MVNO companies are the same.

★³ Call charges are the same for Free Access HIKARI WIDE calls received from mobile phones.

★⁴ Please check the official website (https://web116.jp/phone/fare/k_to_ip.html) for details.

★⁵ Depending on your facilities, "Video Phone," "high audio quality telephone," or "DATACONNECT" might not be available as basic functions. In such a case, a separate application must be submitted. The initial set-up fee for such an instance is free.

★⁶ When multiple instances of "DATACONNECT" are used simultaneously, the price is ¥16.5/3 minutes if the total bandwidth used is 1 Mbps to 2.6 Mbps, and ¥110/3 minutes if more than 2.6 Mbps.

★⁷ Communication charges apply to the total bandwidth used.

* Call charges when calling Hikari Denwa vary depending on the service provider on the caller's side.

* See [Appendix] List of Countries and Regions That Can Be Called Using Hikari Denwa on page 20 for details on international call charges for calls to each country.
* The same charges apply to calling a subscriber telephone or a mobile phone in the call recipient's country.
* Consumption tax is not required on international call charges.

Installation Fees

The amounts below are installation fees concerning the service. A separate setup fee for an access service such as FLET'S HIKARI is required to newly subscribe to an access service such as FLET'S HIKARI.

Category		Unit	Price	
Basic installation fees	If only installation of switch, etc.	Per installation	¥2,200	
	If NTT EAST visits the premises to install equipment, etc.	Basic amount	Per installation	¥8,250
		Additional amount ^{★1}	Per installation	¥3,850
Switch, etc. installation fee	Basic functions (including Video Phone, high audio quality telephone, and DATACONNECT ^{★2})	Per line used	¥1,100	
	Hikari Denwa A (ACE) ^{★3}	Per line used	¥1,100	
	Additional services	"My Number" additional number service ^{★3}	Per additional number	¥770
		"Double Channel" multiple channel service ^{★3}	Per line used	¥1,100
		Number Display ^{★3}	Per line used	¥1,100
		Number Request ^{★3}	Per line used	¥1,100
		Call Waiting ^{★3}	Per line used	¥1,100
		Voice Warp ^{★3}	Per number	¥1,100
		Nuisance Call Blocking ^{★3}	Per line used or per number	¥1,100
		Incoming Call Notification Mail ^{★3}	Per number	¥1,100
		FAX Notification Mail ^{★3}	Per number	¥1,100
		Video Phone Choice Fixed Price	Per line used	Free
	Free Access HIKARI WIDE (Basic functions)	Per Free Access HIKARI WIDE number	¥1,100	
	Optional functions	Multiple line management function	Per Free Access HIKARI WIDE number	Free
		Call origination assignment function	Per line subscription	¥1,100
		Reroute when busy function	Per reroute group	¥1,100
		Incoming call assignment connection function	Per assignment group	¥1,100
		After-hours information function / Change reception destination function	Per phone number (per source number for each reception destination change)	¥1,100
		Customer control function	Per Free Access HIKARI WIDE number	¥1,100
	Designated number alert function	Per number	¥1,100	
HIKARI DENWA Sharp Dial ^{★3}	Per # Dial number	¥1,100		
Number portability ^{★4}	Per number	¥2,200		
Setting caller number to display by default or block by default	Per number	¥770		
Equipment installation fee ^{★5}	Equipment installation fee (installation)	Per device	¥1,650 ^{★6}	
	Equipment installation fee (configuration)	Per device	¥1,100 ^{★7}	

^{★1} If the installation expenses within the customer's premises exceed ¥31,900, the amount added for each ¥31,900.

^{★2} Depending on your facilities, "Video Phone," "high audio quality telephone," or "DATACONNECT" might not be available as basic functions. In such a case, a separate application must be submitted. The initial set-up fee for such an instance is free.

^{★3} Reduced when work is performed at the same time as Hikari Denwa.

^{★4} The expense when subscriber telephone service, etc. is suspended and the same number is used with Hikari Denwa. A separate subscriber telephone service suspension work charge of ¥2,200 is required.

^{★5} We will configure Hikari Denwa compatible equipment and service provider settings on Hikari Denwa compatible equipment. In addition, you must provide a LAN cable to connect the Hikari Denwa compatible equipment and the PC.

^{★6} The installation fees for unpacking, installing testing and tidying up the Hikari Denwa router. The fee is not incurred if the equipment built-in to a FLET'S HIKARI optical network unit or VDSL modem and is installed at the same time as FLET'S HIKARI.

^{★7} The installation fees arising when NTT EAST is asked to configure newly installed Hikari Denwa compatible equipment, such as PPPoE settings, telephone settings such as extensions, telephone settings such as ring tone differentiation and wireless LAN settings (changing SSID, etc.). Fees are not incurred if you configure the settings yourself.

* For details on the installation fee for the Special Fraud Countermeasures Service, refer to the Special Fraud Countermeasures Service fees page on NTT East's official website.

https://web116.jp/shop/benri/tokusyu/tokusyu_02.html

* If FLET'S HIKARI and Hikari Denwa are installed at the same time, basic installation fees for Hikari Denwa will be reduced.

[Free use of the "Number Display" and "Number Request" services for the elderly]

When making a new application for the "Number Display" or "Number Request" services, if you inform us that you are 70 years or older or are living with a person who is 70 years or older, the monthly usage charge and installation fee for the "Number Display" and "Number Request" services will be free. If a customer who is currently subscribed to the "Number Display" or "Number Request" services informs us that they are 70 years or older or are living with a person who is 70 years or older, the monthly usage charge will be free.

- Business use or use by a corporate name are not eligible. "Hikari Denwa A (ACE)," "Hikari Denwa NEXT A (ACE)," "HIKARI DENWA OFFICE Type" and "HIKARI DENWA OFFICE A (ACE)" are also not eligible.

- We may ask you (the subscriber) to submit documents to confirm your age or the age of the person you are living with, and documents to confirm that you are living with this person. Also, please inform us if you no longer meet the eligibility requirements.

- Discounts for basic installation fees and switch, etc. installation fees are only available for "Number Display" and "Number Request" services installation (this includes when both "Number Display" and "Number Request" are installed at the same time).

- Please note that "Number Display" and "Number Request" will not be listed under the "usage charges name" in the "statement of usage charges" because you will not be billed for these services if you have informed us that you are 70 years or older or are living with a person who is 70 years or older and the monthly usage charge is free as part of the measure to provide the elderly with free "Number Display" and "Number Request" services. Please read the press release for more information about this measure.

[Customers who are already using an applicable service]

If you applied for this measure on or after May 1, 2023, the monthly usage charge is calculated on a daily prorated basis up to the day before the date that you applied for this measure.

[When using "Anshin plan," "Motto Anshin plan," "Video Phone Choice Fixed Price" or "Itemized Report Opt-out"]

If you are making a new application for an applicable service, the service will be free from one month after the service start date (calculated on a daily prorated basis from the service start date until the end of that month).

If you are already using an applicable service, the service will be free from one month after the date you applied for the free service (you will be billed for the month in which you applied for the service).

Furthermore, if you decide to cancel the applicable service or are no longer eligible for the free service, it will be free until the month before the date of cancellation or date that you are no longer eligible for the free service.

Payment of Charges

Monthly billing of usage charges, etc. will be performed by NTT FINANCE CORPORATION, a wholly-owned subsidiary of the NTT Group.

* You may be billed by NTT EAST depending on the condition of the services used.

How to Pay Charges

There are three payment methods: bank transfer, credit card and payment by invoice.

Payment by bank transfer

A method where usage charges are automatically deducted from your bank account every month. Customers using payment by bank transfer will be sent a receipt for the previous month, notification of bank transfer of the current month's billing amount and a statement of usage charges. If you apply for "@Billing," you can view the "statement of usage charges," etc. on the Web instead of being sent these by mail.

Please note that we may suspend use of Hikari Denwa and also cancel the subscription **if you are unable to pay the charges.**

* If payment is made after the payment deadline, interest on late payment may be added in accordance with the terms and conditions of your contract. We ask for your understanding.

Payment by credit card

Payment of monthly usage charges, etc. can be made by credit card. The payment date will be the payment date specified in accordance with the terms of use of the credit card you specify.

* After applying, you will be billed for monthly usage charges automatically notified to your credit card company. Please note that payment by credit card cannot be used in convenience stores, etc.

Check your credit card statement for the total billing amount. You can check a statement of NTT EAST usage charges on the Internet using "@Billing."

* You must separately apply to use the "@Billing" service.

* We will not send you an invoice or a receipt/bank transfer notification.

Credit cards that can be used

Master Card, VISA, JCB, AMERICAN EXPRESS, Diners Club

Payment by invoice

A method of payment using a prescribed payment slip sent by NTT EAST at a financial institution, post office or convenience store designated by NTT EAST. Customers unable to use payment by bank transfer or credit card will be sent an invoice and a statement of usage charges no later than ten days before the payment date. Please take the invoice to one of the following financial institutions or convenience stores and make payment by the payment date.

Payment locations

Banks, Shinkin banks, credit unions, The Shoko Chukin Bank, Ltd., The Norinchukin Bank, Labor Bank, agricultural cooperatives, post offices and convenience stores with the "NTT EAST phone charge payment location" mark

Please note that we may suspend use of Hikari Denwa and also cancel the subscription **if you are unable to pay the charges.**

* If payment is made after the payment deadline, interest on late payment may be added in accordance with the terms and conditions of your contract. We ask for your understanding.

Standard examples of the calculation period and billing date, etc. of usage charges

The calculation period for usage charges is from the 1st until the end of every month, and standard examples of the billing dates and payment dates (bank transfer dates) are shown in the chart on the right.

* If the payment date is on a weekend or a holiday, the following business day will be used as the payment date.

Billing method	month	Previous month	Current month	Following month
When billing by the telephone number being used	Calculation period for basic charges and call charges 1st until end of month		◆ 15th	★ End of month
			◆ 20th	★ 5th
			◆ 25th	★ 10th
			◆ End of month	★ 15th
			◆ 5th	★ 20th
When billing for a customer's ten-digit customer number beginning with "00."	Calculation period for basic charges and call charges 1st until end of month		◆ 10th	★ 25th
			◆ 15th	★ End of month

(Key) ◆ Scheduled date of issue of invoice ★ Payment date (bank transfer date)

About "@Billing"

@Billing is a service that provide information on the Web in lieu of a written notification every month. No monthly usage fee or setup fee is required. You can view information such as a statement of NTT EAST usage charges, usage charges until the previous day and itemized report from a PC connected to the Internet. The itemized report can be downloaded as a PDF file or CSV file * and viewed by phone number. In contrast with subscriber telephone service, there is no discount of charges for applying for @Billing. Furthermore, viewing the "itemized report" is a separate service from viewing the "statement of usage charges." See the table below for details.

* A file format in which data on phone numbers, etc. is separated by commas (",").

Viewing on the Web		Conditions of use, etc.
1	If you wish to view the "itemized report" and the "usage charges until the previous day" on the Web	<ul style="list-style-type: none"> Information will only be provided on the Web and not in writing. Can be viewed on PC.
2	If you wish to view the "statement of usage charges" on the Web	<ul style="list-style-type: none"> Conditional upon payment of Hikari Denwa charges by bank transfer or credit card. If you only apply for "@Billing," information will only be provided on the Web and not in writing. Can be viewed on PC and mobile phone.

* Applications can be made for 1 or 2 above, or both.

* "User ID" and "password" are required for viewing on the website. You will be notified in writing after you apply for a "user ID" and "password."

* If you have applied to both 1 and 2 above, the "user ID" and "password" are different. If you have an ID and password for each of them, you can merge them into a single ID and password yourself. For details, please refer to the @Billing webpage (<https://web116.jp/ryoukin/>).

* The ID and password issued when using @Billing with a subscriber telephone may be changed. The ID and password will be mailed to you.

* May not be able to be used or may not be displayed correctly depending on the model, etc. of mobile phone.

Call 0120-116116 to apply for @Billing

<Business hours: 9:00 a.m. to 5:00 p.m. including weekends and holidays (excluding year-end and New Year's holidays)>

Note for customers billed through NTT FINANCE CORPORATION

- Check the billing amount on "Web Billing" provided by NTT FINANCE CORPORATION. For details on "Web Billing," see the NTT FINANCE CORPORATION webpage (<https://www.ntt-finance.co.jp/billing/service/webbill/>) or contact the "NTT FINANCE CORPORATION Web Billing Hotline" 0800-333-0030 (toll-free; operating hours: 9:00 a.m. to 5:00 p.m. weekdays, excluding holidays, and year-end and New Year's holidays).
- Please note that there may be differences in the NTT EAST usage charge statement shown on @Billing and the amount billed by NTT FINANCE CORPORATION.

Caution regarding "damages resulting from unauthorized use of phone, etc. by a third party" (* Ensure that you read this)

NTT EAST has confirmed that there is a problem of high international call charges being billed as a result of extension phones being impersonated via the Internet when IP-PBX software or other software is used, unauthorized third parties maliciously using functions to use company or other telephone lines while out, etc. When using, for example, IP-PBX software and functions to use telephone lines while out, take security measures such as setting passwords that are not easy for third parties to guess and deleting unnecessary connection environments, and otherwise be sufficiently careful with regard to phone use from unauthorized connections from outside by third parties.

Please refer to the following webpage for details.

https://www.ntt-east.co.jp/info/detail/I50612_01.html

Please note that NTT EAST bears no responsibility for any call charges or other charges incurred for reasons other than a failure of NTT EAST's equipment.

* You can apply to NTT EAST for a "restriction on outgoing international calls" if you do not use international calls with Hikari Denwa.

Emergency calls	<ul style="list-style-type: none"> ● Calls including those to emergency services cannot be made during power outages. Calls may be possible for a certain amount of time if you use Hikari Denwa equipment for addressing power outages, etc. See page 17 for details on Hikari Denwa equipment for addressing power outages. ● If an emergency service number (110, 119, or 118) is dialed, the subscriber's address, name, and telephone number are notified to the called service (Police, Fire Department, or Maritime Security), regardless of whether or not your caller number is set to be notified (except in the case of some fire services). If the "184" prefix is added when the number is dialed, the caller number will not be notified, but if the emergency service determines that there is imminent risk to the caller's life, the service may obtain the caller's address, name, and telephone number. ● There are some cases where Hikari Denwa may not be used as a phone line for connecting fire alarms*, emergency alarms* and emergency alarms for the elderly, etc.*. Contact the manufacturer of the alarm for details. <ul style="list-style-type: none"> ★ A device for automatically notifying or calling 119, 110 or another preregistered number by pressing an emergency button.
If you are unable to use Hikari Denwa	<ul style="list-style-type: none"> ● Try the following procedure if you are unable to use Hikari Denwa. <div data-bbox="518 539 1449 663" style="border: 1px solid gray; padding: 5px; text-align: center;"> </div> <div style="display: flex; justify-content: space-around;"> <div data-bbox="518 674 798 869" style="width: 30%;"> <p>Step 1 →</p> <p>After unplugging the power cords of ① and ②, plug the power cord of ① back in.</p> <p>* ① and ② may be built-in. In this case, unplug the power cord and start from "Step 2."</p> </div> <div data-bbox="853 674 1133 869" style="width: 30%;"> <p>Step 2 →</p> <p>Plug the power cord of ② back in after 2-3 minutes.</p> <p>* Hikari Denwa can be used once the Hikari Denwa lamp or VoIP lamp on the Hikari Denwa compatible equipment is lit green and the dial tone can be heard when the receiver is lifted.</p> </div> <div data-bbox="1189 674 1484 869" style="width: 30%;"> <p>Step 3</p> <p>If you are unable to make calls after 15 minutes, unplug the power cord in ②, and repeat from "Step 2."</p> <p>* If you are still unable to use Hikari Denwa after performing the above procedure, contact the service center.</p> </div> </div>
Some numbers cannot be called	<ul style="list-style-type: none"> ● Some numbers cannot be called. For details, please check page 3. ● Calls cannot be made to numbers designating telecommunications companies (numbers beginning with "00XY" such as 0036 and 0033 numbers). Calls may become not possible if "functions compatible with call services from subscriber telephones to mobile phones (e.g., Mobile Call Setting Function [0036 Auto Dial Function])" included in some telephones and fax machines or "ACR (Super ACR, etc.) functions" included in some telephones and fax machines made by companies other than NTT are operating. Disable these functions or cancel these services with the provider before using Hikari Denwa.
Some services cannot be used	<ul style="list-style-type: none"> ● If you suspend use of or cancel your subscriber telephone service and other services, the services (such as discount services) provided by NTT EAST for the suspended telephone number will be canceled. ● If you are subscribed to other companies' telephone services (such as discount services offering flat-rate charges), contact the service providers yourself to cancel use of the services if necessary. Note that charges may apply regardless of whether the services are used. ● Some functions of "Voice Warp" differ from those of Voice Warp provided with subscriber telephone services. ● Some functions of "Free Access HIKARI WIDE" differ from those of Free Access provided with subscriber telephone services. ● Depending on your facilities, "Video Phone," "high audio quality telephone," or "DATACONNECT" might not be available as basic functions. In such a case, a separate application must be submitted. The initial set-up fee for such an instance is free.
Some phones and other equipment cannot be used	<ul style="list-style-type: none"> ● Some telephones such as ISDN compatible telephones and G4FAX cannot be used (There are some ISDN compatible telephones that can be used by adding an adapter, etc.) <ul style="list-style-type: none"> * Digital communication modes such as G4 mode cannot be used. * Super G3 mode may not be able to be used depending on the communication environment. * Even if G3 mode is used, if the other party is using an ISDN line, fax transmissions may not be possible from Hikari Denwa depending on the settings of the terminal adapter used by the other party. ● Modem communications may be affected by your in-house environment, communication equipment, and line conditions. ● Rental phones used with a subscriber telephone service and other services cannot continue to be used. Call "116" to cancel the contract.
Terminals used	<ul style="list-style-type: none"> ● Up to two telephones can be connected. ● Installation of internal cabling may be required when using an intercom connected to a telephone. Please check with the company performing the installation. ● If a customer using Hikari Denwa compatible equipment built into a VDSL modem or an optical network unit ceases using Hikari Denwa, the functionality of the Hikari Denwa compatible equipment will be automatically suspended while continuing to use the built-in unit, or the VDSL modem or optical network unit will be replaced. Please be aware that router functions and wireless LAN functions cannot be used. <ul style="list-style-type: none"> ★ Approximately 700 KB of data is communicated when automatically suspending the functions. (Subject to the usage volume of FLET'S HIKARI LIGHT/FLET'S HIKARI LIGHT Plus.)
About the beeping sound made when the receiver is picked up	<ul style="list-style-type: none"> ● This is the notification sound providing notification that the firmware of the Hikari Denwa compatible equipment must be updated. Refer to "Updating Hikari Denwa Compatible Equipment" on page 14 and update the firmware. <ul style="list-style-type: none"> * Calls to and from Hikari Denwa can be made as usual.
About automatic disconnection when called party does not answer	<ul style="list-style-type: none"> ● With Hikari Denwa, a connection will be disconnected automatically after approximately three minutes if there is no response from the call destination (other party). Accordingly, a call will be disconnected automatically after approximately three minutes even if the call destination is using a toll-free number and the "Please hold while we connect your call" voice guidance plays and the call is placed on hold due to congestion.
When using an incoming call billing service	<ul style="list-style-type: none"> ● Hikari Denwa may not be designated as a line that can be used with the subscription with some incoming call billing service providers. Please be sure to notify the contracted company of the change to Hikari Denwa yourself (the subscription with the company may need to be canceled). <ul style="list-style-type: none"> * An incoming call billing service is a service with which call charges are borne by the receiver of the calls.
When using the designated number alert function	<ul style="list-style-type: none"> ● When using the designated number alert function, and the incoming call billing service is canceled, apply to NTT EAST to cancel the designated number alert function. Please note that the number of the incoming call billing service will continue to be displayed to recipients of calls if you do not cancel the designated number alert function. Note that NTT EAST cannot check the status of cancellation of other companies' incoming call billing services.

When using a notification and meter reading service such as a gas meter reading service	<ul style="list-style-type: none"> Services are handled differently depending on the contracted company (e.g., gas company). Please be sure to notify the contracted company of the change to Hikari Denwa yourself. It may be possible to use an equivalent service with Hikari Denwa by using Number Display, etc. Please contact the contracted company for details.
When using a security service	<ul style="list-style-type: none"> Services are handled differently depending on the contracted company (e.g., security company). Please be sure to notify the contracted company of the change to Hikari Denwa yourself.
When continue using the telephone number that is currently being used	<ul style="list-style-type: none"> The ability for customers using a NTT EAST subscriber telephone service and other services to continue using the same telephone number when using this service in the same installation location is called number portability (use may not be possible for some customers). To use number portability, a separate number portability charge of ¥2,200 per number applies. To use number portability, you need to suspend or cancel the subscription of the subscriber telephone service and other services. To suspend the subscriber telephone service and other services, a separate suspension charge of ¥2,200 applies. After the work is complete, you will be sent a notice of suspension containing the suspended number. If five years pass since suspension, and then another five years pass (total of ten years) without receiving notification of your intention to continue suspension or resume service, the subscription will be handled as having been canceled. When commencing use of Hikari Denwa with number portability and setting up the Hikari Denwa compatible equipment yourself, be sure to install the equipment by 3:00 p.m. on the day of the installation. (If not installed, it may be necessary to rearrange an installation date and perform installation by visiting the premises.) If number portability is used and you wish to change the installation location (after moving or relocating), the same number can be used at the new location only within an area where the same number can be transferred for the NTT EAST subscriber telephone service and other services.
Payment of charges	<ul style="list-style-type: none"> Billing of usage charges, etc., will be performed by NTT FINANCE CORPORATION, a wholly-owned subsidiary of the NTT Group. * You may be billed by NTT EAST depending on the condition of the services used. Charges will be billed under the same phone number as your subscriber telephone service and other services or the billing number (10-digit number beginning with "00") of your access service such as FLET'S HIKARI. The period for calculating telephone charges is from the first to last day of each month. Details of calls are not provided on written statements. Details can be checked online using the "@Billing" service. Customers currently viewing details of calls for their subscriber telephone service and other services using the "@Billing Service" can continue to do so with Hikari Denwa by using the "ID" and "password" for viewing your itemized report which differ from their "ID" and "password" for viewing your bank transfer notice and other information. If you have an "ID" and "password" for each of them, you can merge them into a single ID and password yourself. For details, please refer to the "@Billing" webpage (https://web116.jp/ryoukin/). There is no monthly usage charge discount for using the "@Billing" service. There is no monthly usage charge discount for using "Single Billing" for billing the telephone charges of multiple lines together. The billing method may not be as desired. When paying call charges with unused telephone cards, an administrative fee of ¥55 per telephone card is required. Furthermore, Free Access HIKARI WIDE call charges (paid by the recipient), call charges made to disaster fund-raising programs and DATACONNECT communications charges are excluded from payment by telephone card.
Listings in phone directories	<ul style="list-style-type: none"> Listings in phone directories can be under any desired title, but are limited to the subscriber's name, title, etc. ordinarily used. Listing in one phone directory is free for each telephone number. To list one telephone number in two or more phone directories, a duplicate listing charge is required. The duplicate listing charge is ¥550 for each additional phone directory, to be paid each time it is published. The same charge applies each time a new phone directory is published, so please notify NTT EAST if duplicate listings are no longer required. You can request that your number not be listed. Contact 0120-116116 for details. If you wish to pay a phone directory advertisement charge under a billing number beginning with "00," you need to perform procedures such as changing the payment method in advance. For details, contact the TownPage Center (0120-506-309). The listing information you provide is registered to the "number information database system," and provided upon request to telecommunications companies and other companies for the limited purpose of publishing phone directories and operating number guidance services.
Installation	<ul style="list-style-type: none"> The period until the start of use differs depending on factors such as your location of use and the status of NTT EAST's equipment. You may have to wait to use the service or the service may not be available depending on factors such as the status of NTT EAST's equipment.
Maintenance	<ul style="list-style-type: none"> Repairs and similar services are provided from 9:00 a.m. to 5:00 p.m. (Inquiries are accepted 24 hours a day, 365 days a year. Any inquiries made from 5:00 p.m. to 9:00 a.m. the next day are recorded and then dealt with in order during business hours.)
About continuing use of a telephone number when service is canceled	<ul style="list-style-type: none"> New telephone numbers used with Hikari Denwa (telephone numbers not ported from a subscriber telephone service and other services using number portability) cannot continue to be used with a telephone service other than HIKARI DENWA OFFICE Type, HIKARI DENWA OFFICE A (ACE) after cancellation of this service.
Work for access services such as FLET'S HIKARI or Hikari Denwa not requiring a visit by a service technician	<ul style="list-style-type: none"> If Hikari Denwa, optional services of Hikari Denwa, etc. become unable to be used, please restart the "equipment compatible with Hikari Denwa" yourself. If use is still not possible after the restart, contact NTT EAST Web 113 (https://web113.ntt-east.co.jp/) or the service center (0120-000-113). <div style="text-align: right;">  </div>
Usage conditions for Fixed-price Group Call	<ul style="list-style-type: none"> You must apply to register a group in advance to use the service. Note that to create a group, a subscription to "HIKARI DENWA OFFICE Type" or "HIKARI DENWA OFFICE A (ACE)" is required for one or more lines. See the guide for "HIKARI DENWA OFFICE Type" or "HIKARI DENWA OFFICE A (ACE)" for Fixed-price Group Call.
Changing types between such as "FLET'S HIKARI CROSS" and "FLET'S HIKARI NEXT" or "FLET'S HIKARI LIGHT/ FLET'S HIKARI LIGHT Plus"	<ul style="list-style-type: none"> When changing types between such as "FLET'S HIKARI CROSS" and "FLET'S HIKARI NEXT" or "FLET'S HIKARI LIGHT/ FLET'S HIKARI LIGHT Plus", the following notes apply. <ul style="list-style-type: none"> * NTT EAST services cannot be used during the following hours due to installation work conducted to change the type. <ul style="list-style-type: none"> For dispatch installation: From around 5 a.m. on the day of the installation until the installation is complete For non-dispatch installation: From around 5 a.m. on the day of the installation until the customer replaces the optical network unit and other necessary equipment after 7:30 a.m. * If the installation cannot be completed for reasons such as the customer is not home on the day or the equipment is faulty, NTT EAST services cannot be used for around 2 hours to return the service back to what it was before changing the type. * When changing the installation date or canceling your application from about one or two days prior to the day of the installation, it may be too late to process this change at NTT EAST and our services will be temporarily unavailable on the day of the initially scheduled installation. Please be aware of this before changing the date or canceling.

About "Hikari Denwa Compatible Equipment"

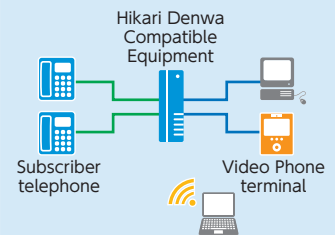
Terminals that Can Be Connected to Hikari Denwa Compatible Equipment

"Hikari Denwa compatible equipment," etc. provided by NTT EAST for rental use is required to use Hikari Denwa.

Number of terminals that can be connected to Hikari Denwa compatible equipment

Type of terminal	Maximum number of terminals
Subscriber telephone (including G3FAX)	Up to 2 (2 TEL ports)
Wired connection IP terminal (Video Phone terminal, etc.)	Up to 4 (4 LAN ports)
Wireless connection IP terminal (terminals using wireless LAN cards, etc.)	Up to 32
Notes	The maximum number of terminals that can be connected to Hikari Denwa compatible equipment is up to 10 including wired and wireless connection terminals. However, please be aware that you may not be able to comfortably use the service depending on the usage environment (terminal device specifications, etc.) or the state of line congestions, etc.

(Connection example)



* For details, please check the manual of the relevant equipment if you are using Hikari Denwa compatible equipment provided by another company.



Notes on Connections

- * Connect Hikari Denwa compatible equipment on or after the Hikari Denwa starting date you are notified of by NTT EAST. If you connect Hikari Denwa compatible equipment before the Hikari Denwa starting date, you will not be able to use the Internet and Hikari Denwa.
- * It may take around five minutes to start after turning the power on when connecting Hikari Denwa compatible equipment for the first time.

Updating Hikari Denwa Compatible Equipment

You will be able to use the latest functions and services by updating the firmware **★** of the Hikari Denwa compatible equipment.

★ Firmware is the software that operates Hikari Denwa compatible equipment. The latest firmware is provided as necessary to add functions and improve functions of Hikari Denwa compatible equipment.

The initial setting is to perform updates automatically. If the latest firmware has been provided, automatic updates will be performed during the times set in advance (at a time set between 1:00 a.m and 5:00 a.m.).

If automatic updates are set to "5:00," firmware updates (restarts) will be performed automatically between "5:00 and 5:59."

Services such as Hikari Denwa, Internet access and viewing of video content cannot be used for approximately one minute while restarting. If you wish to change to manual updates, or change the times at which automatic updates are performed, see the user manual of the Hikari Denwa compatible equipment and change the settings accordingly. See page 16 for information on how to change settings from your telephone.

* If a call or communication is in process at the set time, the firmware update will be automatically postponed to the set time of the following day.

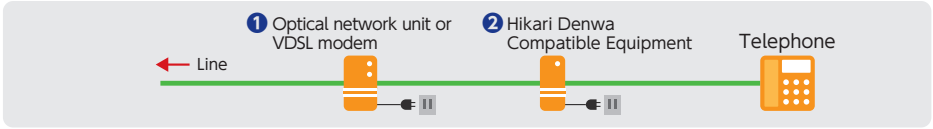


Notes on Updating

- * Be sure to never turn off the power of the Hikari Denwa compatible equipment during a firmware update. Doing so may cause a nonrecoverable failure.
- * Hikari Denwa cannot be used during a firmware update.

Restarting Hikari Denwa Compatible Equipment

If Hikari Denwa cannot be used, please restart the Hikari Denwa compatible equipment. Restart using the following method.



Step 1

After unplugging the power cords of ① and ②, plug the power cord of ① back in.

* ① and ② may be built-in. In this case, unplug the power cord and start from "Step 2."

Step 2

Plug the power cord of ② back in after 2-3 minutes.

* Hikari Denwa can be used once the Hikari Denwa lamp or VoIP lamp on the Hikari Denwa compatible equipment is lit green and the dial tone can be heard when the receiver is lifted.

Step 3

If you are unable to make calls after 15 minutes, unplug the power cord in ②, and repeat from "Step 2."

* If you are still unable to use Hikari Denwa after performing the above procedure, contact the service center.

Telephone Functions Settings of Hikari Denwa Compatible Equipment

Hikari Denwa compatible equipment can be configured with the following telephone functions. The settings can be configured on the web setup screen (<http://192.168.1.1> or <http://ntt.setup>). Settings can also be configured dialing a telephone. See the user manual of the Hikari Denwa compatible equipment for details.

Setting Type	Item	Initial Setting	Overview
Extension line settings	Extension number	TEL port 1: "1" TEL port 2: "2"	Extension numbers can be set to any number from "1 to 99."
	Incoming ring tone	Ring tone 2 (SIR): Short tone	You can choose from two types of incoming ring tone when calls are received from internal extensions. Ring tone 1 (IR): Long tone Ring tone 2 (SIR): Short tone * The actual tone may vary depending on the model of telephone.
External line settings	Displayed number	Subscriber line number	You can choose the number displayed to the recipient of calls to be the subscription phone number or one of the additional numbers.
	Calls received on all telephones/ Calls received individually	Calls on all phone numbers received on all telephones at the same time	You can configure all telephones to receive calls at once or configure calls to each telephone number to be received by specified telephones. * If a call is received to a telephone number when the port configured for that telephone number is not connected to a telephone, etc. the outgoing ring tone is played on the caller side (the incoming ring tone is not played because there is no telephone, etc. connected on the receiving side).
	Incoming ring tone	Ring tone 1 (IR): Long tone	You can choose from two types of incoming ring tone when calls are received from external lines. Ring tone 1 (IR): Long tone Ring tone 2 (SIR): Short tone * The actual tone may vary depending on the model of telephone.
	Different ring tones	Ring tone 1 (IR): Long tone	When a single telephone is configured to receive calls on multiple numbers, the ring tone can be configured to be different for each telephone number. Ring tone 1 (IR): Long tone Ring tone 2 (SIR): Short tone * The actual tone may vary depending on the model of telephone.
	Priority incoming call function	Disabled	When the same incoming number is set to two TEL ports (telephones), you can give priority to ringing on a specific port (telephone) by setting the priority incoming call port (When using this function, FLET'S Phone, etc. cannot be used).
	Designated incoming call function	Disabled	You can limit ports receiving calls by setting a phone number (the subscription line number or additional number) or a "designated incoming number (1-19 digits)" to one of the TEL ports.
Additional function settings	Number Display	Use	If you are not subscribed to Number Display, the setting must be "Do not use."
	Call Waiting Display	Do not use	You can display the caller's phone number on your telephone, etc. even when you receive a call while your line is busy. * You will be able to use this function by updating the firmware of "PR-200NE," "RV-230 Series" or "RT-200 Series" Hikari Denwa compatible equipment to the latest version.
	Interrupt notification tone	Use	If you are subscribed to both "Double Channel" and "Call Waiting," "Call Waiting" is only triggered when two channels are busy. When only one channel is busy, this setting makes it possible to use a function equivalent to the "Call Waiting" service. * If you are not subscribed to "Double Channel," this setting cannot be used to use the Call Waiting function.
	Modem dial-in	Do not use	When connecting a terminal using the modem dial-in function, the setting must be changed to "Use."

● Settings configured by dialing a telephone

Pick up the receiver (or press the speaker button) and press the dial buttons as follows according to the setting item. Hang up the receiver (or press the speaker button) once configuration is complete.

Function	Operating Procedure	Initial Setting
Analog Port Settings		
Number Display setting	* * * * 9 9 ▶ 1 or 2 ^{★1} ▶ * ▶ 9 1 ▶ * ▶ 1 or 2 ^{★2} ▶ # #	Use
Modem dial-in setting	* * * * 9 9 ▶ 1 or 2 ^{★1} ▶ * ▶ 9 2 ▶ * ▶ 1 or 2 ^{★2} ▶ # #	Do not use
Interrupt notification tone setting	* * * * 9 9 ▶ 1 or 2 ^{★1} ▶ * ▶ 9 3 ▶ * ▶ 1 or 2 ^{★2} ▶ # #	Use
Incoming number setting	* * * * 9 9 ▶ 1 or 2 ^{★1} ▶ * ▶ 9 4 ▶ * ▶ Incoming phone number ▶ # #	Subscriber line number
Designated incoming setting	* * * * 9 9 ▶ 1 or 2 ^{★1} ▶ * ▶ 9 5 ▶ * ▶ Incoming phone number ▶ * ▶ Designated incoming number ▶ # #	Do not use
Call Waiting Display setting	* * * * 9 9 ▶ 1 or 2 ^{★1} ▶ * ▶ 9 6 ▶ * ▶ 1 or 2 ^{★2} ▶ # #	Do not use
Dial digit interval timer (seconds) setting	* * * * 9 9 ▶ 1 or 2 ^{★1} ▶ * ▶ 9 7 ▶ * ▶ 4 ~ 8 ^{★3} ▶ # #	4 seconds
Echo canceler setting	* * * * 9 9 ▶ 1 or 2 ^{★1} ▶ * ▶ 9 8 ▶ * ▶ 1 or 2 ^{★2} ▶ # #	Use
Caller number setting	* * * * 9 9 ▶ 1 or 2 ^{★1} ▶ * ▶ 0 0 ▶ * ▶ Caller number displayed to other party ▶ # #	Subscriber line number
Extension number settings	* * * * 9 9 ▶ 1 or 2 ^{★1} ▶ * ▶ 0 1 ▶ * ▶ 1 ~ 9 9 ^{★4} ▶ # #	Telephone port 1: "1" Telephone port 2: "2"
External line incoming ring tone selection setting	* * * * 9 9 ▶ 1 or 2 ^{★1} ▶ * ▶ 0 2 ▶ * ▶ Incoming phone number ▶ * ▶ 1 or 2 ^{★5} ▶ # #	Ring tone 1 (IR) Long tone
Disabling analog port ^{★6}	* * * * 9 0 ▶ * ▶ 0 2 ▶ * ▶ 1 or 2 ^{★1} ▶ # #	Enabled
Telephone Settings		
Priority control setting	* * * * 9 0 ▶ * ▶ 0 0 ▶ * ▶ 1 ~ 3 ^{★7} ▶ # #	Disabled
Priority incoming call port setting	* * * * 9 0 ▶ * ▶ 0 1 ▶ * ▶ 1 ~ 3 ^{★8} ▶ # #	Disabled
Firmware Update Settings		
Automatic update setting	* * * * 8 8 2 ▶ * ▶ 0 0 ~ 2 3 ^{★9} ▶ # #	Varies depending on the model of Hikari Denwa compatible equipment
Manual update setting	* * * * 8 8 9 ▶ * ▶ 1 or 2 ^{★10} ▶ # #	

★1 Press the TEL port number to configure.

★2 Press "1" to use the function and "2" to not use the function.

★3 Press one digit to set the number of seconds (can only be set to 4, 5, 6, 7 or 8).

★4 Press one or two digits to set the extension number to "1-9" or "10-99."

★5 Press "1" to use "IR" and "2" to use "SIR." [IR: Long tone SIR: Short tone]

★6 When only one telephone is connected, we recommend disabling the analog port that is not connected to a telephone. (If the analog port is not disabled, the ring tone may continue on the caller's side when the connected telephone's receiver is off the hook, etc.)

★7 The priority control setting is set to "No control" by pressing "1," "Priority" by pressing "2" and "Highest priority" by pressing "3."

★8 The priority incoming call setting is set to telephone port 1 by pressing "1," telephone port 2 by pressing "2" and disabled by pressing "3."

★9 Press two digits between "00 and 23" to set the automatic update time. (e.g.: Press "05" to set it to 5:00 a.m. and "21" to set it to 9:00 p.m.)

★10 Press "1" to restart immediately or "2" to not restart.

* The type of telephone line of the telephone must be push button (PB) signal [Settings cannot be configured from telephones that do not use a push button (PB) signal].

* Hang up to quit while configuring settings.

* Settings cannot be performed from a second telephone while they are being performed by the other telephone.

* Settings will be canceled if there is an interval of 30 seconds or more between dial buttons being pressed.

* Guidance stating "Configuration is complete" is played when settings are configured normally.

* Guidance stating "Configuration failed. Please try again." is played when settings are not configured normally or an incorrect number is pressed.

Using the "UPSmini500SW" Uninterruptible Power Supply

A power supply enabling the use of the "Hikari Denwa" and Internet during power outages by supplying power to Hikari Denwa compatible equipment.

See the following web page for the device's specifications.

*New applications are no longer accepted.

https://web116.jp/select/energy/upsmini500sw/upsmini500sw_00.html

■ "UPSmini500SW" Uninterruptible Power Supply



Sale price: ¥30,250

Yutaka Electric Mfg. Co. Ltd.
(Manufacturer Model No.: YEUP-051MASW)

Specifications	
Dimensions	92 (W) × 285 (D) × 165 (H) mm
Mass	Approx. 4.5kg
Output	500VA/300W
Output waveform	Sine wave
Transfer time	10ms or less
Power outlets	4
Battery material	Lead
Approximate power supply time to Hikari Denwa router	Approximately 4 hours*

* The approximate power supply time may vary depending on the Hikari Denwa router, usage environment and usage conditions.

■ Verified Hikari Denwa Routers *1

RX-600KI, RX-600MI, PR-600KI, PR-600MI, RS-500KI, RS-500MI, PR-500KI, PR-500MI, PR-400NE, PR-400KI, PR-400MI, PR-S300NE, PR-S300SE, PR-S300HI

*1 You can check the model number from the label on the side of the Hikari Denwa router or the name at the bottom of the front of the Hikari Denwa router.

Note that the RX-600KI/MI requires the installation of a compact ONU.

Hikari Denwa Compatible "Welfare Telephones"

Welfare telephones are telephones for customers who are elderly or have physical disabilities.





We have a lineup able to respond to a variety of needs such as reporting with a single button in an emergency or enjoying conversation while the receiver is down. Welfare telephones are available for rent or purchase.

* Calls including those to emergency services cannot be made during power outages. Calls may be possible for a certain amount of time if you use Hikari Denwa equipment for addressing power outages, etc.

* A separate installation fee is required if you wish to have the equipment installed.

* This price is applicable as of September 2023. Please check our website for more information about the latest prices and specifications of each product.

■ List of Rental Welfare Phones Provided to Hikari Denwa Subscribers

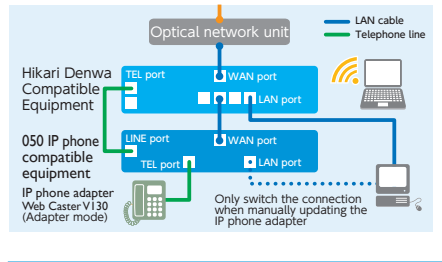
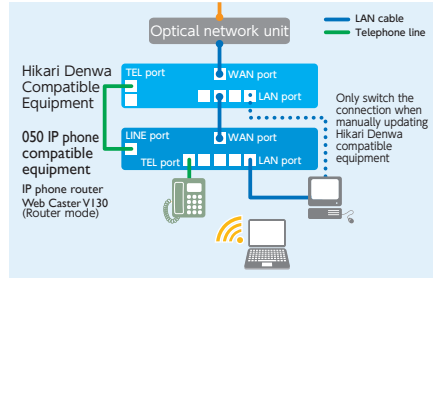
Product name	Rental price		Sale price	Product description	
	General use	Welfare use			
Silver Phone Hibiki S III 	—	¥680 (tax-exempt)	¥32,300 (tax-exempt)	This is a telephone that can be easily heard by the elderly or people with hearing disabilities even in noisy areas because it is equipped with a bone conduction function and a function for adjusting volume and audio quality. See http://web116.jp/shop/goods/hibikis3/hibikis3_00.html for details.	
Silver Phone Fureai S II 	¥1,100 (tax-exempt)	¥550 (tax-exempt)	¥61,900 (tax-exempt)	Dialing can be performed without using hands, enabling people with physical disabilities to easily enjoy communication over the telephone. See http://web116.jp/shop/goods/fureais2/fureais2_00.html for details.	
Options	Fureai Control Switch S2 	¥250 (tax-exempt)	¥100 (tax-exempt)	¥14,500 (tax-exempt)	Telephone numbers can be set, and calls can be placed and received by pressing a switch with one's arm or leg. See http://web116.jp/shop/goods/fureais2/fureais2_00.html for details.
	Fureai Breath Switch S2 	¥400 (tax-exempt)	¥200 (tax-exempt)	¥25,500 (tax-exempt)	Telephone numbers can be set, and calls can be placed and received by operating a switch with one's breath. See http://web116.jp/shop/goods/fureais2/fureais2_00.html for details.
Silver Phone Anshin S VI 	¥528	¥198	¥35,090	An emergency calling device that can call up to nine locations in succession by pressing an emergency button. It can be used widely not only as an alarm for the elderly living alone, but also as a calling and response device in welfare facilities. See http://web116.jp/shop/goods/anshins6/anshins6_00.html for details.	

Applications and inquiries: **0120-506116**

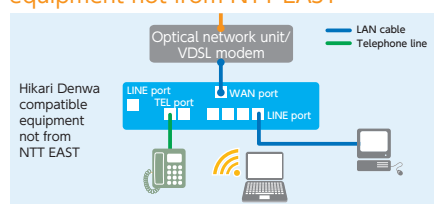
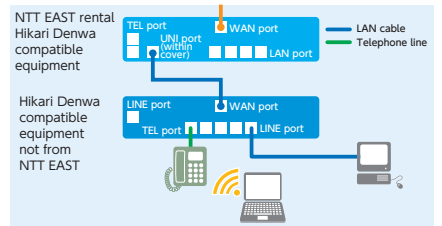
<Business hours: 9:00 a.m. to 5:00 p.m. including weekends and holidays (excluding year-end and New Year's holidays)>

Using 050 IP Phone Compatible Equipment

* It can be used in the following connection configuration. However, there are the following restrictions on use. Verification has only been performed in the following equipment configurations. Use in other equipment configurations is not recommended.

Connection Configuration	Notes on Connection Configuration
<p>When using an IP phone adapter</p> 	<ul style="list-style-type: none"> We recommend setting the firmware update type on the Hikari Denwa compatible equipment to "Automatic update." If the firmware update type is set to "Manual update," you will not be able to hear the notification sound of the Hikari Denwa compatible equipment's "update notification function" *. Please take responsibility for checking for firmware updates and implementing updates from your PC as needed. When there is a firmware update, you can also easily update the firmware by dialing "0000 * * * * 11" on a telephone. * The "Update notification function" can be used when updating firmware on the IP phone router. Therefore, the update notification sound heard on the telephone is a notification of an update to the firmware of the IP phone router. When there is a firmware update, you can easily update the firmware by dialing "0000 * * * * 11" on a telephone. You must reconnect a PC to the IP phone adapter only when updating from a computer (See the diagram to the left). <p>* All calls are made using the 050 IP phone except for numbers that cannot be connected from a 050 IP phone (110, 119, etc.). If you wish to call from "Hikari Denwa," you must dial "0000" before the call recipient's telephone number. Calls from 050 IP phones are not covered by the call charges included in the monthly usage charges of "Hikari Denwa A (ACE)," "Anshin plan" and "Motto Anshin plan."</p>
<p>When using an IP phone router</p> 	<ul style="list-style-type: none"> When using Hikari Denwa and a 050 IP phone at the same time, all settings for connections to the Internet, etc. are performed on the IP phone router. Do not configure Internet connection settings, etc. on the Hikari Denwa compatible equipment. When using this router configuration, PCs connected to a LAN port on the Hikari Denwa compatible equipment cannot connect to the Internet because the Internet connection has not been configured. Connect PCs to the IP phone router configured with an Internet connection except when manually updating firmware. The Hikari Denwa compatible equipment is shipped with the "PPPoE Bridge Function" enabled. Do not disable this. We recommend setting the firmware update type on the Hikari Denwa compatible equipment to "Automatic update." If the firmware update type is set to "Manual update," you will not be able to use the "Update notification function" *. You must be responsible for connecting a PC to the Hikari Denwa compatible equipment to check the firmware update status and implement updates. You must reconnect a PC to the Hikari Denwa compatible equipment only when working on updates (See the diagram to the left). * The "Update notification function" can be used when updating firmware on the IP phone router. Therefore, the update notification sound heard on the telephone is a notification of an update to the firmware of the IP phone router. <p>* All calls are made using the 050 IP phone except for numbers that cannot be connected from a 050 IP phone (110, 119, etc.). If you wish to call from "Hikari Denwa," you must dial "0000" before the call recipient's telephone number. Calls from 050 IP phones are not covered by the call charges included in the monthly usage charges of "Hikari Denwa A (ACE)," "Anshin plan" and "Motto Anshin plan."</p>

Using Hikari Denwa Compatible Equipment not from NTT EAST

Connection Configuration	Notes on Connection Configuration
<p>Configuration (1) When using "Hikari Denwa compatible equipment not from NTT EAST"</p>  <p>Configuration (2) When using "Hikari Denwa compatible equipment not from NTT EAST" while continuing to use Hikari Denwa compatible equipment rented from NTT EAST</p> 	<p>When using "Hikari Denwa compatible equipment not from NTT EAST," you can use this by connecting to a rental optical network unit or VDSL modem rented from NTT EAST. See Configuration (1) in the diagram on the left for the connection configuration. (Check the user manual accompanying the product you are using for details.)</p> <p>◁ When a customer currently using Hikari Denwa with NTT EAST's Hikari Denwa compatible equipment newly uses Hikari Denwa compatible equipment not from NTT EAST ▷</p> <ul style="list-style-type: none"> Be sure to contact "0120-116116" if you use or cease using "Hikari Denwa compatible equipment not from NTT EAST." Hikari Denwa compatible equipment rented from NTT EAST must be returned and replaced with the equipment shown in Configuration (1) in the diagram on the left. (An installation fee is not required if the Hikari Denwa compatible equipment is a model not beginning with "PR" or "RS" and you change the connection configuration yourself.) If the Hikari Denwa compatible equipment is a model beginning with "PR" or "RS," an installation fee is required because an on-site installer needs to be dispatched to replace the equipment. You may continue the rental agreement with NTT EAST, and use "Hikari Denwa compatible equipment not from NTT EAST" by connecting it to NTT EAST's Hikari Denwa compatible equipment as shown in Configuration (2) in the diagram on the left. (An installation fee is not required, but you must change the connection configuration yourself.) <p>[Notes on using Configuration (2)]</p> <ul style="list-style-type: none"> If you continue the rental agreement for Hikari Denwa compatible equipment incurring a rental charge, the rental charge will continue to be incurred. When using an Internet connection or communication services using IPv6, Hikari Denwa compatible equipment settings and LAN ports/wireless LAN cannot be used. Reconfigure and reconnect the "Hikari Denwa compatible equipment not from NTT EAST" and other equipment that you have arranged in order to use them. You will no longer be able to use services provided on Hikari Denwa compatible equipment such as services using the wireless LAN card and FLET'S Joint. Please carry out procedures to cancel services you will not use with NTT EAST and other service providers. (Usage charges will continue to be incurred if you do not perform cancellation procedures.) When using Configuration (2) in the diagram on the left, the Hikari Denwa compatible equipment will not be automatically updated.

6 Information on Moving

When Moving

● Applications

Apply through NTT EAST's sales personnel or 0120-116116 when moving. Please contact us well in advance because installation requires a reservation.

* If you are using optical access services provided by service providers (HIKARI collaboration service providers) provided with FLET'S HIKARI by NTT EAST, moving procedures for the optical access services are also required.

■ Details to be provided when applying

The current phone number and address, subscriber name, the new address and billing address, etc. (The new address may be outside the service area. We will check when you apply.)

● Notification of the new telephone can be provided to people who call your old number.

If you wish, notification of the new telephone number will be provided to people who call your old number for around three months after moving. Please let us know when you apply.

● Payment of charges

An invoice may be issued under your previous number one or two times after completion of the installation. If you are using payment by bank transfer and the account is canceled before the final bank transfer, you will be required to pay by invoice.

When Changing the Subscriber Name for Hikari Denwa

● Applications

You can apply for a change of subscriber name via our webpage.

For more information, please check the "change of subscriber name" page of our official webpage (<https://flets.com/meigi/>).



NTT EAST accepts orders through applications from subscribers of Hikari Denwa. Orders for relocation or cancellation of Hikari Denwa are not accepted from persons other than the subscriber. Do not forget to perform the procedures.

● Procedures

There are three patterns for changing the Hikari Denwa subscriber name. Check which one applies before performing the procedures. Furthermore, you will also be required to change the subscriber name for FLET'S HIKARI NEXT when changing the subscriber name for Hikari Denwa.

■ When transferring Hikari Denwa

The "Notification of Name Change" prescribed by NTT EAST must be cosigned by the new and old subscribers, and submitted with the necessary documents.

- ★ The transfer of Hikari Denwa shall not take effect without the approval of NTT EAST.
- ★ A transfer approval fee of ¥880 per line is required.
- ★ Before transferring the rights to the service, if you wish to delete the "Nuisance Call List," enter "144+9" from a telephone connected to the subscribed line to delete the registered list.

■ Required items

Individuals	Documents for confirming the subscriber name, address and date of birth of both old subscribers and new subscribers A: Documents that can be confirmed using one item Driver's license, My Number card (front of individual number card; notification card may not be used), etc. B: Documents that can be confirmed using two items (when confirming with documents other than those listed in A) Health insurance card (redact the code, number, and insured person's number), National Pension Handbook (redact the pension number)
Corporations	Documents for confirming the subscriber name, address and date of incorporation of both old subscribers and new subscribers Certified (extract) copy of register, certificate of all historical matters, etc.

■ When inheriting Hikari Denwa or when a corporate merger occurs

When changing the subscriber name of Hikari Denwa due to an inheritance or corporate merger, etc., promptly submit "Notification of Name Change" prescribed by NTT EAST with the necessary documents.

■ Required items

Individuals	① Documents enabling confirmation of death Certificate of death, certificate of all the matters (transcript of family register), certificate of matters relating to an individual (extract of family register), etc. * If NTT East finds that it is necessary, documents enabling confirmation of inheritance relationship must be submitted. ② Documents for confirming the new subscriber's name, address and date of birth Driver's license, My Number card (front of individual number card; notification card may not be used), etc.
Corporations	Documents enabling confirmation of succession (merger, etc.) Certified (extract) copy of register or certificate of all historical matters, etc.

■ When your name or company name has changed

If the subscriber's name has changed, or if the name or organization has changed in the case of corporate customers, please attach the required documents to the specified "Request for Name Change Form" and send it to us as soon as possible.

■ Required items

Individuals	Documents enabling confirmation of the change of name Driver's license (both sides), certificate of all the matters (transcript of family register), etc.
Corporations	Documents enabling confirmation of the change of trade name, etc. Certified (extract) copy of register, etc.

List of Countries and Regions That Can Be Called Using Hikari Denwa

* Call charges are shown for one minute.

Country or Region	Country Code	Call Charges	Country or Region	Country Code	Call Charges	Country or Region	Country Code	Call Charges
American Samoa	1-684	¥50	Kyrgyz Republic	996	¥140	Republic of Niger	227	¥70
Anguilla	1-264	¥80	Lao People's Democratic Republic	856	¥105	Republic of Palau	680	¥100
Antigua and Barbuda	1-268	¥80	Lebanese Republic	961	¥112	Republic of Panama	507	¥55
Arab Republic of Egypt	20	¥75	Libya	218	¥70	Republic of Paraguay	595	¥60
Argentine Republic	54	¥50	Macao	853	¥55	Republic of Peru	51	¥55
Aruba	297	¥80	Madeira	351	¥35	Republic of Poland	48	¥40
Ascension Island	247	¥250	Malaysia	60	¥30	Republic of Rwanda	250	¥125
Australia	61	¥20	Martinique	596	¥55	Republic of San Marino	378	¥60
Barbados	1-246	¥75	Mayotte	262	¥150	Republic of Senegal	221	¥125
Belize	501	¥55	Mongolia	976	¥60	Republic of Serbia	381	¥120
Bermuda	1-441	¥50	Montenegro	382	¥120	Republic of Sierra Leone	232	¥175
Bolivarian Republic of Venezuela	58	¥50	Netherlands Antilles	599, 1-721	¥70	Republic of Singapore	65	¥30
Bosnia and Herzegovina	387	¥60	New Caledonia	687	¥100	Republic of Slovenia	386	¥100
British Virgin Islands	1-284	¥55	New Zealand	64	¥25	Republic of South Africa	27	¥75
Brunei Darussalam	673	¥62	Niue	683	¥159	Republic of Suriname	597	¥80
Burkina Faso	226	¥80	Norfolk Island	672	¥79	Republic of Tajikistan	992	¥60
Canada	1	¥10	Oriental Republic of Uruguay	598	¥60	Republic of The Gambia	220	¥115
Canary Islands	34	¥30	People's Democratic Republic of Algeria	213	¥127	Republic of the Marshall Islands	692	¥110
Cayman Islands	1-345	¥70	People's Republic of Bangladesh	880	¥70	Republic of the Philippines	63	¥35
Central African Republic	236	¥127	People's Republic of China (excluding Hong Kong and Macau)	86	¥30	Republic of the Union of Myanmar	95	¥90
Christmas Island	61	¥20	Plurinational State of Bolivia	591	¥55	Republic of Togo	228	¥110
Cocos (Keeling) Islands	61	¥20	Portuguese Republic	351	¥35	Republic of Trinidad and Tobago	1-868	¥55
Commonwealth of Dominica	1-649	¥80	Principality of Andorra	376	¥41	Republic of Tunisia	216	¥70
Commonwealth of The Bahamas	1-242	¥35	Principality of Liechtenstein	423	¥30	Republic of Turkey	90	¥45
Cook Islands	682	¥155	Principality of Monaco	377	¥25	Republic of Uganda	256	¥50
Czech Republic	420	¥45	Puerto Rico	1-787, 1-939	¥40	Republic of Uzbekistan	998	¥100
Democratic People's Republic of Korea	850	¥129	Republic of Albania	355	¥120	Republic of Vanuatu	678	¥159
Democratic Republic of Sao Tome and Principe	239	¥200	Republic of Angola	244	¥45	Republic of Yemen	967	¥140
Democratic Republic of the Congo	243	¥75	Republic of Armenia	374	¥202	Republic of Zambia	260	¥70
Democratic Socialist Republic of Sri Lanka	94	¥75	Republic of Austria	43	¥30	Republic of Zimbabwe	263	¥70
Dominican Republic	1-809, 1-829, 1-849	¥35	Republic of Azerbaijan	994	¥70	Réunion	262	¥70
Falkland Islands	500	¥190	Republic of Belarus	375	¥80	Romania	40	¥60
Faroe Islands	298	¥75	Republic of Benin	229	¥80	Russian Federation	7	¥45
Federal Democratic Republic of Ethiopia	251	¥150	Republic of Botswana	267	¥75	Saint Christopher and Nevis	1-869	¥79
Federal Democratic Republic of Nepal	977	¥106	Republic of Bulgaria	359	¥80	Saint Helena	290	¥250
Federal Republic of Germany	49	¥20	Republic of Burundi	257	¥70	Saint Lucia	1-758	¥80
Federal Republic of Nigeria	234	¥80	Republic of Cabo Verde	238	¥75	Saint Pierre and Miquelon	508	¥50
Federal Republic of Somalia	252	¥125	Republic of Cameroon	237	¥80	Saint Vincent and the Grenadines	1-784	¥80
Federated States of Micronesia	691	¥79	Republic of Chad	235	¥250	Saipan	1-670	¥30
Federative Republic of Brazil	55	¥30	Republic of Chile	56	¥35	Slovak Republic	421	¥45
Former Yugoslav Republic of Macedonia	389	¥80	Republic of Colombia	57	¥45	Socialist Republic of Viet Nam	84	¥85
French Guiana	594	¥50	Republic of Congo	242	¥150	Solomon Islands	677	¥159
French Polynesia	689	¥50	Republic of Costa Rica	506	¥35	Spanish North Africa	34	¥30
French Republic	33	¥20	Republic of Cote d'Ivoire	225	¥80	State of Eritrea	291	¥125
Gabonese Republic	241	¥70	Republic of Croatia	385	¥101	State of Israel	972	¥30
Georgia	995	¥101	Republic of Cuba	53	¥112	State of Kuwait	965	¥80
Gibraltar	350	¥90	Republic of Cyprus	357	¥45	State of Qatar	974	¥112
Grand Duchy of Luxembourg	352	¥35	Republic of Djibouti	253	¥125	Sultanate of Oman	968	¥80
Greenland	299	¥91	Republic of Ecuador	593	¥60	Swiss Confederation	41	¥40
Grenada	1-473	¥80	Republic of El Salvador	503	¥60	Syrian Arab Republic	963	¥110
Guadeloupe	590	¥75	Republic of Equatorial Guinea	240	¥120	Taiwan	886	¥30
Guam	1-671	¥20	Republic of Estonia	372	¥80	The Azores	351	¥35
Hashemite Kingdom of Jordan	962	¥110	Republic of Fiji	679	¥50	The Democratic Republic of Timor-Leste	670	¥126
Hawaii	1	¥9	Republic of Finland	358	¥30	The Republic of South Sudan	211	¥125
Hellenic Republic	30	¥35	Republic of Ghana	233	¥70	The Republic of the Sudan	249	¥125
Hong Kong	852	¥30	Republic of Guatemala	502	¥50	Tokelau Islands	690	¥159
Hungary	36	¥35	Republic of Guinea	224	¥70	Turkmenistan	993	¥110
Independent State of Papua New Guinea	675	¥50	Republic of Guinea-Bissau	245	¥250	Turks and Caicos Islands	1-649	¥80
Independent State of Samoa	685	¥80	Republic of Guyana	592	¥80	Tuvalu	688	¥120
India	91	¥80	Republic of Haiti	509	¥75	U.S. Virgin Islands	1-340	¥20
Ireland	353	¥20	Republic of Honduras	504	¥65	Ukraine	380	¥50
Islamic Republic of Afghanistan	93	¥160	Republic of Iceland	354	¥70	Union of Comoros	269	¥80
Islamic Republic of Iran	98	¥80	Republic of Indonesia	62	¥45	United Arab Emirates	971	¥50
Islamic Republic of Mauritania	222	¥80	Republic of Iraq	964	¥225	United Kingdom (United Kingdom of Great Britain and Northern Ireland)	44	¥20
Islamic Republic of Pakistan	92	¥70	Republic of Kazakhstan	7	¥70	United Mexican States	52	¥35
Italian Republic	39	¥20	Republic of Kenya	254	¥75	United Republic of Tanzania	255	¥80
Jamaica	1-876	¥75	Republic of Kiribati	686	¥155	United States of America (excluding Hawaii)	1	¥9
Kingdom of Bahrain	973	¥80	Republic of Korea	82	¥30	Vatican	39	¥20
Kingdom of Belgium	32	¥20	Republic of Kosovo	383	¥120			
Kingdom of Bhutan	975	¥70	Republic of Latvia	371	¥90			
Kingdom of Cambodia	855	¥90	Republic of Liberia	231	¥75			
Kingdom of Denmark	45	¥30	Republic of Lithuania	370	¥60			
Kingdom of Eswatini	268	¥45	Republic of Madagascar	261	¥160			
Kingdom of Lesotho	266	¥70	Republic of Malawi	265	¥127			
Kingdom of Morocco	212	¥70	Republic of Maldives	960	¥105			
Kingdom of Norway	47	¥20	Republic of Mali	223	¥55			
Kingdom of Saudi Arabia	966	¥80	Republic of Malta	356	¥70			
Kingdom of Spain	34	¥30	Republic of Mauritius	230	¥70			
Kingdom of Swaziland	268	¥45	Republic of Moldova	373	¥101			
Kingdom of Sweden	46	¥20	Republic of Mozambique	258	¥127			
Kingdom of Thailand	66	¥45	Republic of Namibia	264	¥80			
Kingdom of the Netherlands	31	¥20	Republic of Nauru	674	¥110			
Kingdom of Tonga	676	¥105	Republic of Nicaragua	505	¥55			

Satellite Phones and Satellite Mobile Phones	Country Code	Call Charges
Inmarsat - Aero	870	¥700
Inmarsat - BGAN/FBB	870	¥209
Inmarsat - BGAN-HSD/FBB-HSD	870	¥700
Inmarsat - F-HSD	870	¥700
Inmarsat Fleet	870	¥209
Iridium	881-6, 881-7	¥250
Thuraya	882-16	¥175

* You can apply a "restriction on outgoing international calls" if you do not use international calls. Contact 0120-116116 for details.

Please Check Before Making Inquiries

■ If you are unable to use Hikari Denwa

Turn off the power of the Hikari Denwa compatible equipment, etc. and restart it.
Please see page 15 for details on the restart procedure, etc.

■ Updating Hikari Denwa compatible equipment

With the exception of some models, the initial setting is to perform updates automatically. The firmware of Hikari Denwa compatible equipment is automatically updated at the time set in advance. For details, please see page 14.

■ If you are unable to make a call because of voice guidance saying "We are unable to connect you to numbers starting with 00."

Hikari Denwa cannot be used to call numbers starting with "00XY" such as 0036 numbers. If the above guidance is played, it is possible that your telephone's "ACR (LCR) function" (a function for automatically adding "00XY" numbers) is turned on. Check the user manual of your telephone and turn the function off.

Inquiries and Applications

■ Acceptance of orders, subscription changes, and subscription cancellations

"0120-116116"

<Business hours: 9:00 a.m. to 5:00 p.m.>

* Excluding year-end and New Year's holidays.

■ Inquiries regarding charges

Call the inquiry phone number included in your bill or receipt.

<Business hours: 9:00 a.m. to 5:00 p.m.>

* Excluding Saturdays, Sundays, holidays, and year-end and New Year's holidays.

■ Inquiries regarding phone numbers

Call **"104"** without dialing the area code.

<Business hours: 24 hours a day, 365 days a year>

■ Telegram applications

Call **"115"** without dialing the area code.

<Business hours: 8:00 a.m. to 7:00 p.m.>

■ Hikari Denwa malfunctions

■ Use the following if you wish to make inquiries using our convenient Internet service

<NTT EAST Web 113>

<http://web113.ntt-east.co.jp/>

For smartphone users ➡



■ Use the following if you wish to use make inquiries by telephone

Call **"0120-000113"**

<Business hours: 24 hours a day, 365 days a year>

* Repairs and similar services are provided from 9:00 a.m. to 5:00 p.m.

For information on service installation and malfunctions, visit the website.

<PC site>

http://flets.com/customer/const_h/

■ Inquiries regarding the handling of Hikari Denwa compatible equipment

NTT Communication Equipment Consultation Center

"0120-970413"

When calling from a mobile phone, 050 IP phone

"03-5667-7100" (call charges apply)

<Business hours: 9:00 a.m. to 5:00 p.m.>

* Open seven days a week (Excluding December 29 to January 3 for year-end and New Year's holidays)

Hikari Denwa website

For the latest information on this service, please visit the website.

<https://flets.com/hikaridenwa/>

* The amounts of monthly usage charges and installation fees, etc. shown in this guide are all inclusive of tax with the exception of cases denoted otherwise.

* Company names, product names and service names in this document are either trademarks or registered trademarks of their respective holders.

* The information included in this guide is current as of March 2024. Please note that the information is subject to change without notice.